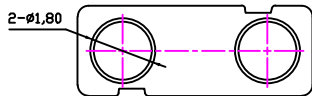
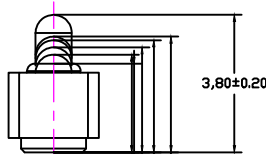
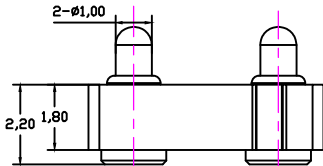
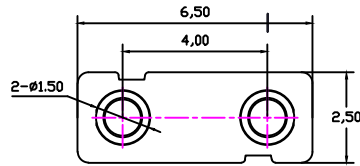


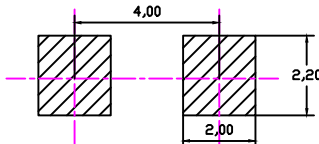
Please Approve this Drawing

Date	
Signature	

REVISIONS (修正)			
NO. (序号)	DESCRIPTION(描述)	ECN NO.(变更号)	DATE(日期)
A.0	NEW RELEASE	220120424002	2012.04.24



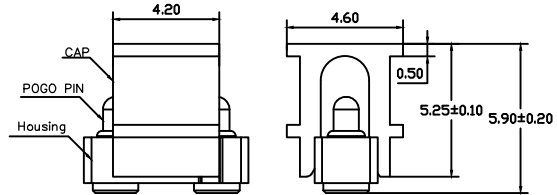
2,45±0.10
 2,70(Max Compression)
 2,90(Min Working Height)
 3,10(Normal Working Height)
 3,20(Max Working Height)



RECOMMEND PCB LAYOUT(TOP VIEW)
 Layout Tolerance: ± 0.05mm

NOTES:

- Materials:
 - .Housing&Cap: Black HTN(UL94V-0)
 - .Plunger: brass 3604
 - .Barrel: brass 3604
 - .Spring&Ball: SUS304
- Plating:
 - .Plunger: 10 micro-inch minimum Au over 50~100 micro-inch nickel.
 - .Barrel : 10 micro-inch minimum Au over 50~100 micro-inch nickel.
- Electrical:
 - .Rated current & voltage: DC12V, 1A Max.
 - .Contact resistance: 100 mohm maximum at working height(quiescence)
- Mechanical:
 - .Normal force: 90±20% at 3.10 mm Normal working height
 - .Durability: 10,000 cycles(minimum)
- To ensure the best usage, please operate it based on the working height.
 - .Based on the engineering drawings, shall not exceed the maximum allowed compression.
- RoHS & HF complied product.



DRAW (设计)	SCALE (比例)	10 : 1	UNIT (单位)	mm	DRAWING NO. (图号)	F1106AA01-02A400MR
COUNTER SIGN (会签)	SHEET (页数)	1 of 1	PROJECT (视图)		MATERIAL (材组)	Seeing notes (见备注)
AUDIT (审核)	DATE (日期)	2012.04.24	VER (版次)	D.0	TITLE (品名)	Pogo pin Conn.
APPROVE (核准)	PLATE (备注)	Seeing notes(见备注)				

THE UNMARKED TOLERANCE ARE AS BELOW :

LENGTH (尺寸)	ANGLE (角度)
0~6.0 ±0.05mm	0. ±2.0°
>6~30 ±0.10mm	0.0 ±1.0°
>30~120 ±0.15mm	0.00 ±0.50°

C.C.P. (DG) CONTACT PROBES CO.,LTD.
 东莞中探探针有限公司

The information in this document is property of C.C.P company and should not be copied or reproduced in any other way, without written permission.