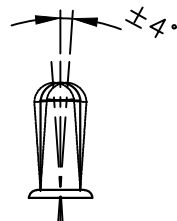
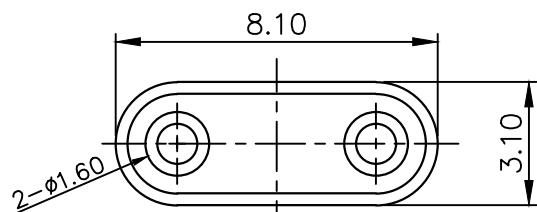


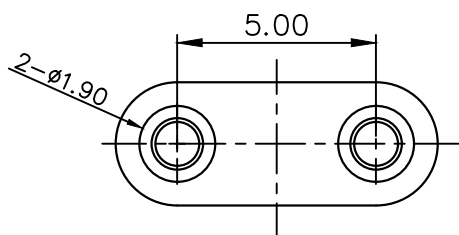
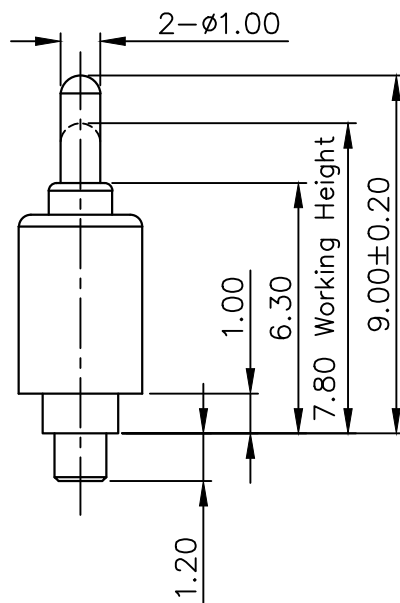
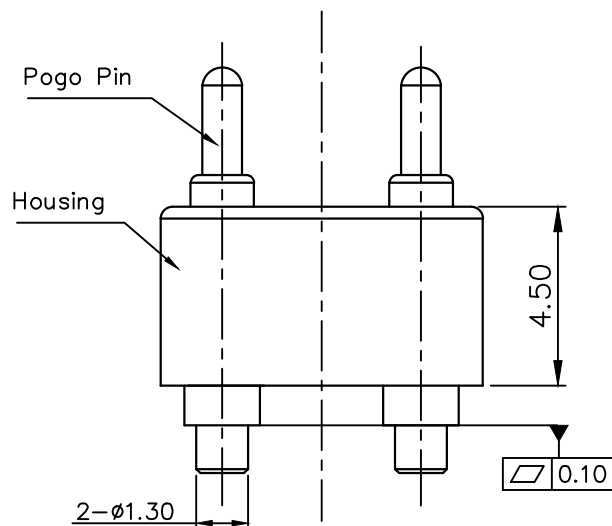
Please Approve this Drawing

Date	
Signature	

REVISIONS			
NO.	DESCRIPTION	ECN No.	DATE
A.0	INITIAL RELEASE	ECN-2201503028	2015.03.23

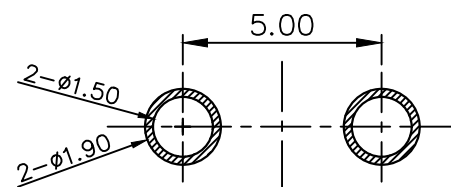


模拟极限偏摆角度: $\pm 3.3^\circ$



NOTES:

- Materials:
 - .Housing : Black HTN(UL94V-0)
 - .Plunger: Brass C3604
 - .Barrel: Brass C3604
 - .Spring: SUS304
- Plating:
 - .Plunger&Barrel :10 micro inch minimum Au over 50~100 micro inch Ni.
- Electrical
 - .Rated Current & Voltage : DC 12 V ; 1A
 - .Contact Resistance:50 mohm maximum at Working Height(Quiescence)
- Mechanical
 - .Spring Force :100g±20% at Working Height.
 - .Durability:10,000 cycles(minimum)
- To ensure the best usage, please operate it based on the working Height.
 - .Based on the Engineering Drawings, shall not exceed the maximum allowed compression.
- Harmful material control please follow DOC. NO."DQ03050"



RECOMMEND PCB LAYOUT(Top view)
Layout Tolerance: $\pm 0.05\text{mm}$

DRAWN	莫鸿毅	SCALE:	5 : 1	UNIT	mm	DRAWING NO.	N002M10-02B500HR
CHECKED		SHEET:	1 of 1	PROJECT		TITLE:	Pogo Pin Connector
APPROVED		DATE:	2015.03.23	VER.	A.0		
THE UNMARKED TOLERANCE ARE AS BELOW :				C.C.P. (DG) CONTACT PROBES CO.,LTD. 东莞中探探针有限公司			
LENGTH		ANGLE		The information in this document is property of C.C.P company and should not be copied or reproduced in any other way, without written permission.			
0~6.0	±0.05mm	0.	±2.0°				
>6~30	±0.10mm	0.0	±1.0°				
>30~120	±0.15mm	0.00	±0.50°				