

4

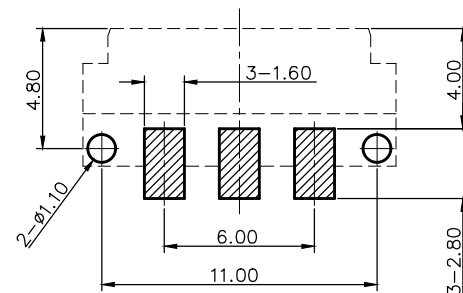
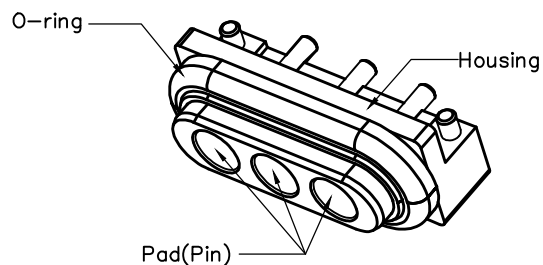
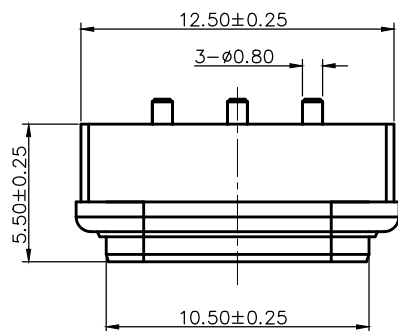
3

2

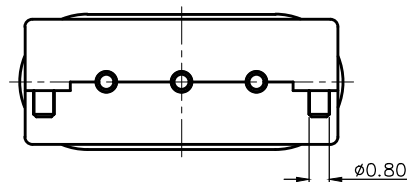
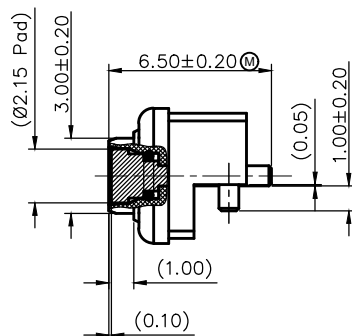
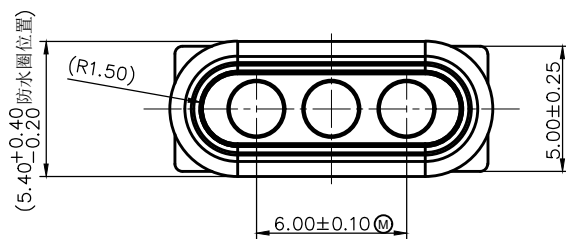
1

REVISIONS

NO	DESCRIPTION	DCN NO	DATE
D.2	转开模图	201405044	2014.05.14
D.3	O-Ring截面由圆形变更为矩形	X	2014.11.03

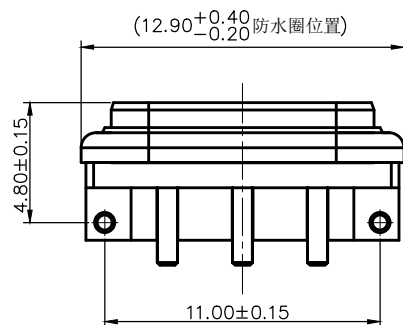


RECOMMEND PCB LAYOUT
Layout Tolerance: ± 0.05mm



NOTES(备注):

- Materials(材质):
.Housing(塑胶主体) : Black HTN UL94V-0
.Pin(Pin 针): Brass C3604
.O-ring(O 型圈): Fluorinated rubber
- Plating(电镀):
.Pin: 10 micro-inch minimum Au over 50~100 micro-inch nickel
(Pin 针: 镀镍50~100 micro-inch 后最少镀金10 micro-inch)
- Electrical(电气特性)
.Rated Current & Voltage: DC 12 V ; 2A
(电压&电流: 直流电12 伏 ; 2 安)
- ⓂMark is Major Dimension. (标有Ⓜ为重点管控尺寸)
- Waterproof and dustproof grade-IP57(防尘防水等级IP57)
- Harmful material control please follow DOC. NO."DQ03050"
(有害物质管控请遵循文件NO."DQ03050".)



PART(零件)	P/N(料号)	QUANTITY(用量)
(Pin 针)	P2239TTA01-05010	3
Housing(塑胶)	H03S300-E1	1
O-ring(O 型圈)	HS04110	3
O-ring(O 型圈)	HS12250	1
REEL(载带)		
Packing(包装)		

DRAWN (设计)	马增世	SCALE (比例)	5 : 1	UNIT (单位)	mm	DRAWING NO. (图号)	P2239FT01-03S300H
CHECKED (确认)		SHEET (页数)	1 of 1	PROJECT (视图)		TITLE (品名)	Pitch 3.0 mm 3-Pin Connector
APPROVED (核准)		DATE (日期)	2014.11.03	VER. (版本)	D.3		
THE UNMARKED TOLERANCE ARE AS BELOW : (未标记的公差)							
LENGTH (尺寸)		ANGLE (角度)					
0~6.0	±0.05mm	0.	±2.0°	C.C.P. (DG) CONTACT PROBES CO.,LTD. 东莞中探探针有限公司			
>6~30	±0.10mm	0.0	±1.0°				
>30~120	±0.15mm	0.00	±0.50°				
				The information in this document is property of C.C.P company and should not be copied or reproduced in any other way, without written permission.			

4

3

2

1