

Please Approve this Drawing

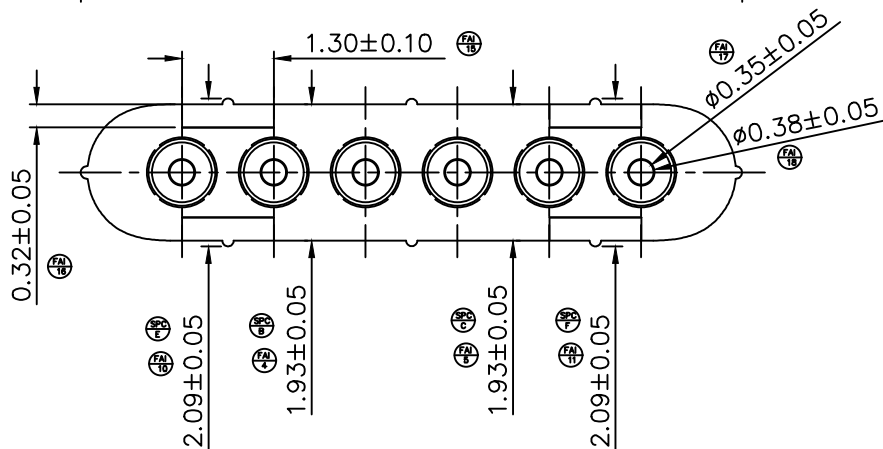
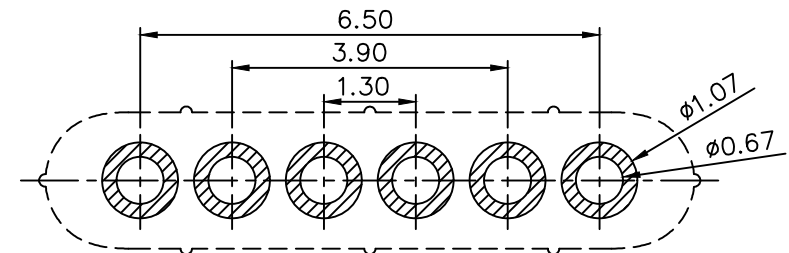
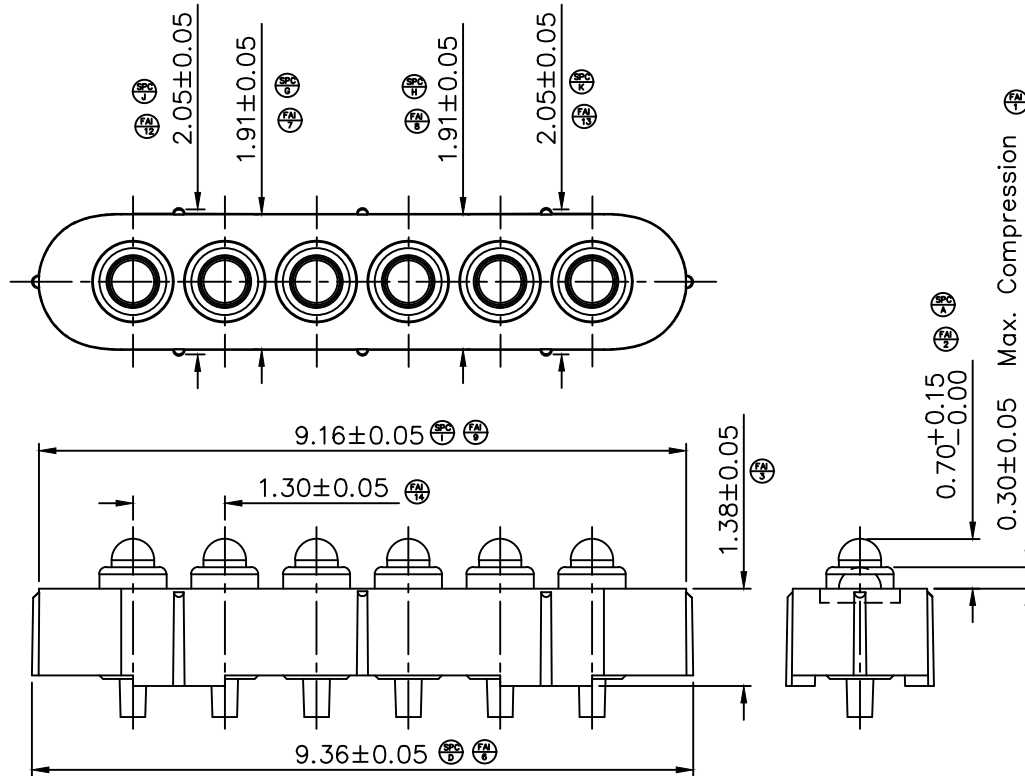
Date  
Signature

REVISIONS (修正)

NO. (序号)	DESCRIPTION(描述)	ECN NO.(变更号)	DATE(日期)
A.0	NEW RELEASE	ECN-2201508041	2015.08.19
A.1	变更规格牌号	ECN-2201611018	2016.11.21

NOTES:

- Materials:
  - .Housing : DSM PA46 Stanyl HFX61S+35%GF(Color:BLACK)
  - .Plunger: Brass C3604
  - .Barrel: Brass C3604
  - .Spring: SWP
- Plating:
  - .Plunger :30 micro-inch minimum Au over 50~100 micro-inch Ni.
  - .Barrel :10 micro-inch minimum Au over 50~100 micro-inch Ni.
- Electrical
  - .Rated Current & Voltage : DC 12 V ; 1A
  - .Contact Resistance:100 mohm maximum at 0.40mm working Trave(Quiescence)
- Mechanical
  - Initial load: 50g±20g at 0.10mm working Trave
  - Spring force: 100g±20g at 0.40mm working Trave(Ref)
  - .Durability:10,000 cycles(minimum)
- To ensure the best usage, please operate it based on the working range.
- Harmful material control please follow DOC. NO. "DQ03050"
- Mark  $\text{\textcircled{A}}$  is critical dimension for process control.
- Mark  $\text{\textcircled{F}}$  is for FAI (first article inspection) purpose only.



DRAW (设计)	linyushou	SCALE (比例)	10 : 1	UNIT (单位)	mm	DRAWING NO. (图号)	P2288MP02-06B130HR
CHECK (校对)		SHEET (页数)	1 of 1	PROJECT (视图)	$\text{\textcircled{A}}$ $\text{\textcircled{F}}$	MATERIAL (材质)	Seeing notes (见备注)
AUDIT (审核)		COUNTER SIGN (会签)		DATE (日期)	2016.11.21	REV	A.1
APPROVE (核准)		PLATE (镀层)		TITLE (品名)	Pogo pin Connector		

THE UNMARKED TOLERANCE ARE AS BELOW :  
(未标记的公差)

LENGTH (尺寸)	ANGLE (角度)
0~6.0	±0.05mm
>6~30	±0.10mm
>30~120	±0.15mm
0	±2.0°
0.0	±1.0°
0.00	±0.50°

C.C.P. (DG) CONTACT PROBES CO.,LTD.  
东莞中探探针有限公司

The information in this document is property of C.C.P company and should not be copied or reproduced in any other way, without written permission.