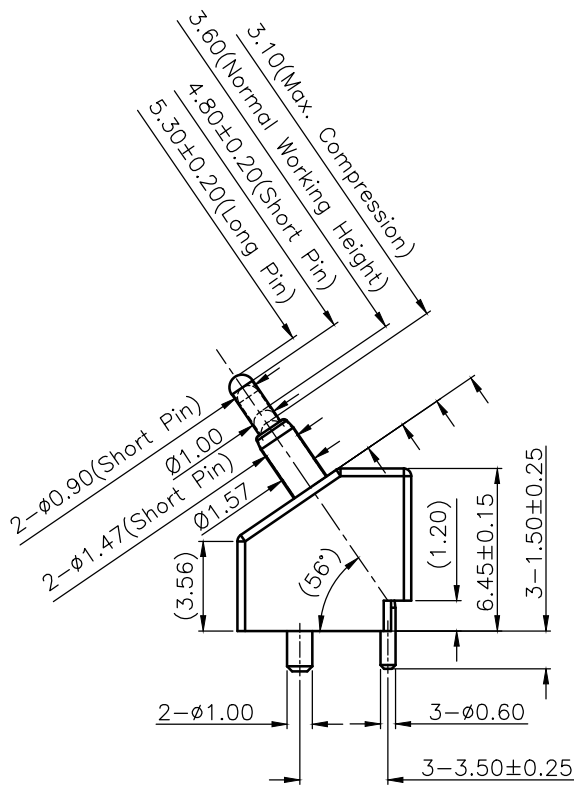
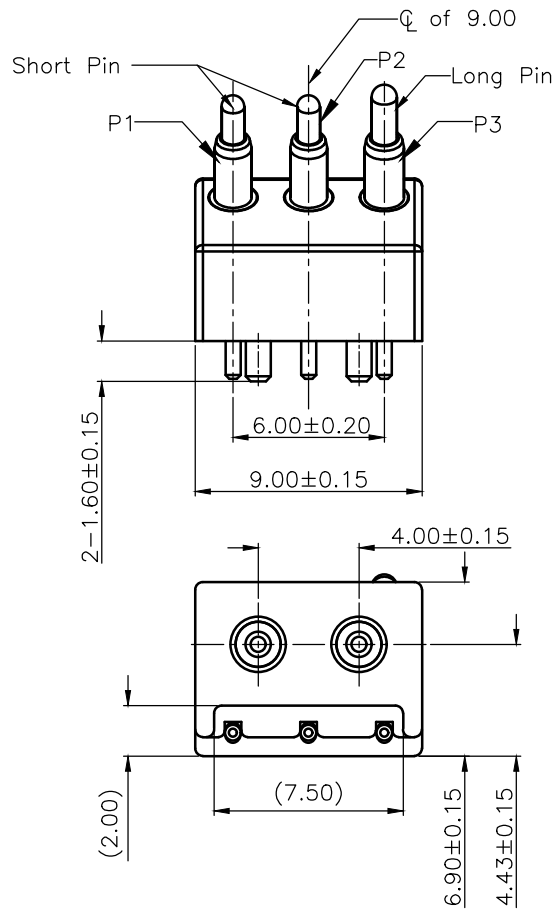


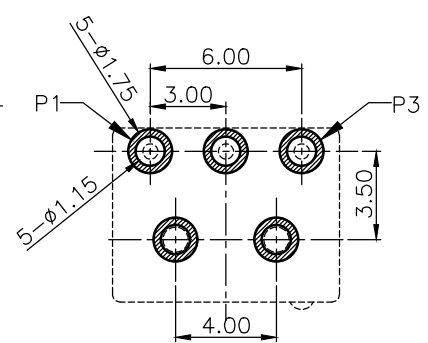
Please Approve this Drawing

Date	
Signature	

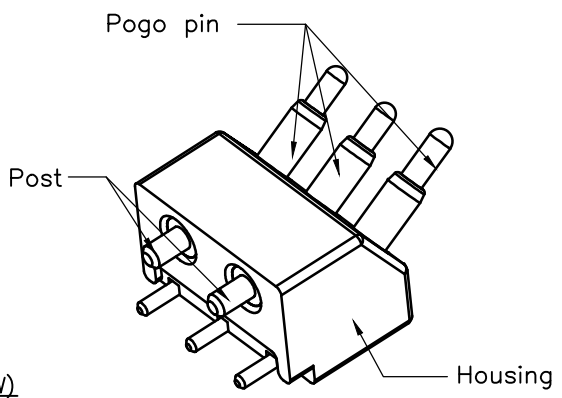
REVISIONS (修正)			
NO. (序号)	DESCRIPTION(描述)	ECN NO.(变更号)	DATE(日期)
A.0	NEW RELEASE	ECN-2201510023	2015.10.12



- NOTES:
- Materials:
    - .Housing: LCP+30%G.F UL94V-0 Black
    - .Plunger&Barrel&Post: Brass
    - .Spring&Ball: SUS304
  - Plating:
    - .Plunger: 30 micro-inch minimum Au over 50~100 micro-inch nickel.
    - .Barrel : 30 micro-inch minimum Au over 50~100 micro-inch nickel.
  - Electrical:
    - .Rated current & voltage: DC12V, 3A Max..
    - .Contact resistance: 50 mohm maximum at working height(quiescence)
  - Mechanical:
    - .Normal force:65±20g at Normal working height
    - .Durability: 100,000 cycles(minimum)
  - To ensure the best usage,please operate it based on the working height .Based on the engineering drawings,shall not exceed the maximum allowed compression
  - Harmful material control please follow DOC. NO. "DQ03050"



RECOMMEND PCB LAYOUT(TOP VIEW)  
Layout Tolerance: ± 0.05mm



DRAWN (设计)	Ma Zengshi	SCALE (比例)	10 : 3	UNIT (单位)	mm	DRAWING NO. (图号)	P3002MB01-03V300HR
CHECKED (确认)		SHEET (页数)	1 of 1	PROJECT (视图)		TITLE (品名)	3.00Pitch 3pin Pogo pin Conn.
APPROVED (核准)		DATE (日期)	2015.10.12	VER. (版本)	A.0		

THE UNMARKED TOLERANCE ARE AS BELOW :  
(未标记的公差)

LENGTH (尺寸)	ANGLE (角度)
0~6.0	±0.05mm
>6~30	±0.10mm
>30~120	±0.15mm
0	±2.0°
0.0	±1.0°
0.00	±0.50°

C.C.P. (DG) CONTACT PROBES CO.,LTD.  
东莞中探探针有限公司

The information in this document is property of C.C.P company and should not be copied or reproduced in any other way, without written permission.