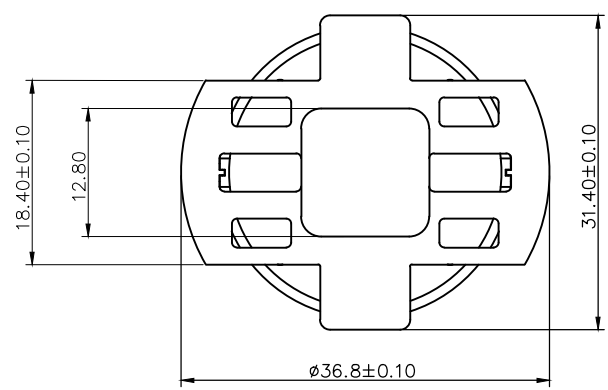
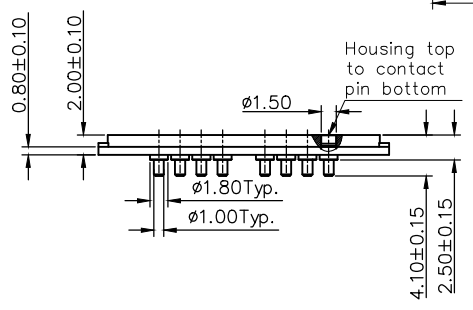
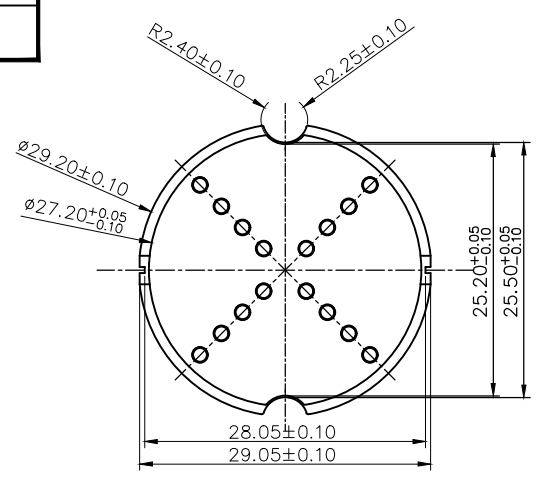


Please Approve this Drawing

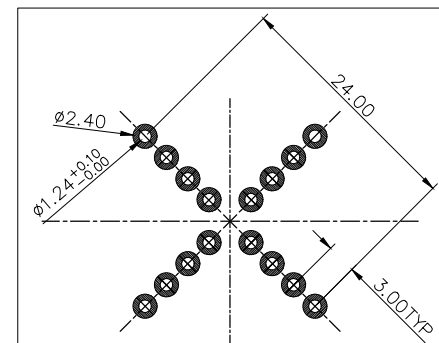
Date
Signature

REVISIONS (修正)

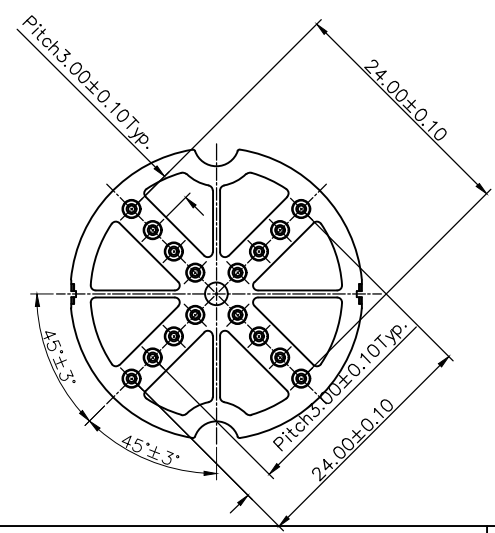
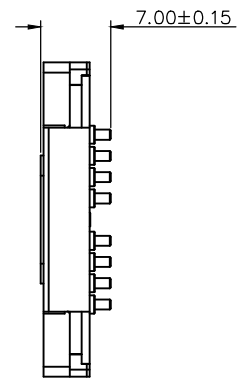
NO. (序号)	DESCRIPTION(描述)	ECN NO.(变更号)	DATE(日期)
A.0	NEW RELEASE	ECN-2201701023	2017.01.22



- NOTES:
- Materials:
 - .Housing: HTN,UL94V-0;Black.
 - .Cap: HTN,UL94V-0;Black.
 - .Pin: Brass
 - Plating:
 - .Pin: 10 micro-inch minimum Au over 50~100 micro-inch nickel.
 - Electrical:
 - .Rated current & voltage: DC15V, 2A Max.
 - .Contact resistance: 50 mohm maximum at working height(quiescence)
 - Harmful material control please follow DOC. NO. "DQ03050"



RECOMMEN PCB LAYOUT
Layout Tolerance: ±0.05mm



DRAW (设计)	Wei Yang	SCALE (比例)	6 : 1	UNIT (单位)	mm	DRAWING NO. (图号)	P5106FL01-16A300MR
CHECK (校对)		SHEET (页数)	1 of 1	PROJECT (视图)		MATERIAL (材质)	Seeing notes (见备注)
AUDIT (审核)		DATE (日期)	2017.01.22	REV.	A.0	TITLE (品名)	Pogo pin Conn.
APPROVE (核准)		PLATE (镀层)	Seeing notes(见备注)				

THE UNMARKED TOLERANCE ARE AS BELOW :
(未标记的公差)

LENGTH (尺寸)		ANGLE (角度)	
0~6.0	±0.05mm	0.	±2.0°
>6~30	±0.10mm	0.0	±1.0°
>30~120	±0.15mm	0.00	±0.50°

C.C.P. (DG) CONTACT PROBES CO.,LTD.
东莞中探探针有限公司

The information in this document is property of C.C.P company and should not be copied or reproduced in any other way, without written permission.