

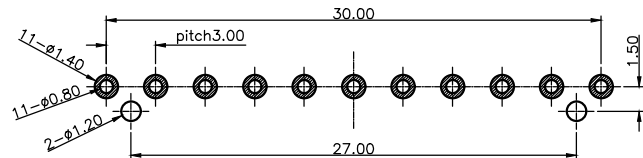
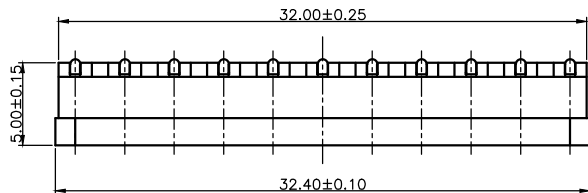
NO. (序号)	DESCRIPTION(描述)	ECN NO.(变更号)	DATE(日期)
A.0	NEW RELEASE	ECN-2201703023	2017.03.24

Please Approve this Drawing

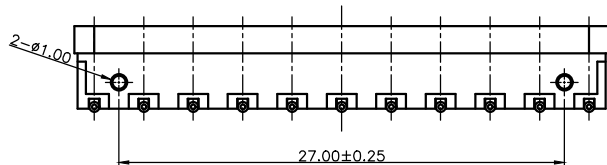
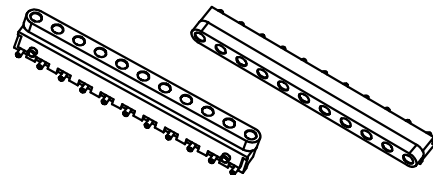
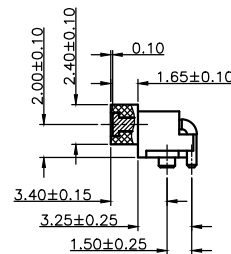
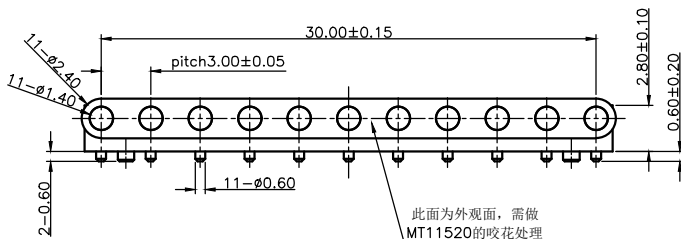
Date
Signature

NOTES:

- Materials:
.Housing: Black PA9T+30%GF(UL94V-0)
.Pin: Brass
- Plating:
.Solder area&Contact area:10 micro-inch minimum Au over 50~120 micro-inch Ni.
- Electrical:
.Rated Current & Voltage: DC 12V ; 1A.
.RoHS and HF compliant product.



RECOMMEND PCB LAYOUT(TOP VIEW)
Layout Tolerance: ± 0.05mm



DRAW (制图)	nielaiding	SCALE (比例)	2.5 : 1	UNIT (单位)	mm	DRAWING NO. (图号)	P5311FT01-11A300MR
COUNTER SIGN (会签)		SHEET (张数)	1 of 1	PROJECT (项目)		MATERIAL (材质)	Seeing notes (见备注)
AUDIT (审核)		DATE (日期)	2017.03.24	VER (版本)	A.0	TITLE (品名)	Pogo pin Conn.
APPROVE (核准)		PLATE (版数)		Seeing notes(见备注)			

THE UNMARKED TOLERANCE ARE AS BELOW :
(未标记的公差)
LENGTH (尺寸)
0~6.0 ±0.05mm
>6~30 ±0.10mm
>30~120 ±0.15mm
ANGLE (角度)
0 ±2.0°
0.0 ±1.0°
0.00 ±0.50°

C.C.P. (DG) CONTACT PROBES CO.,LTD.
东莞中探探针有限公司

The information in this document is property of C.C.P company and should not be copied or reproduced in any other way, without written permission.