

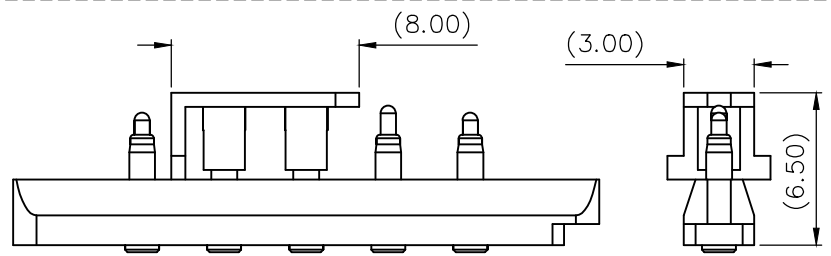
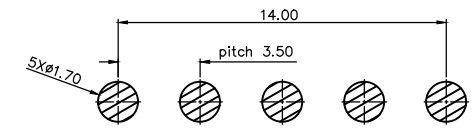
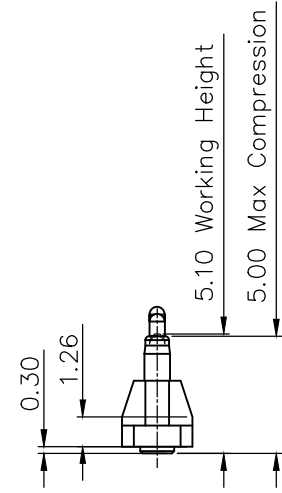
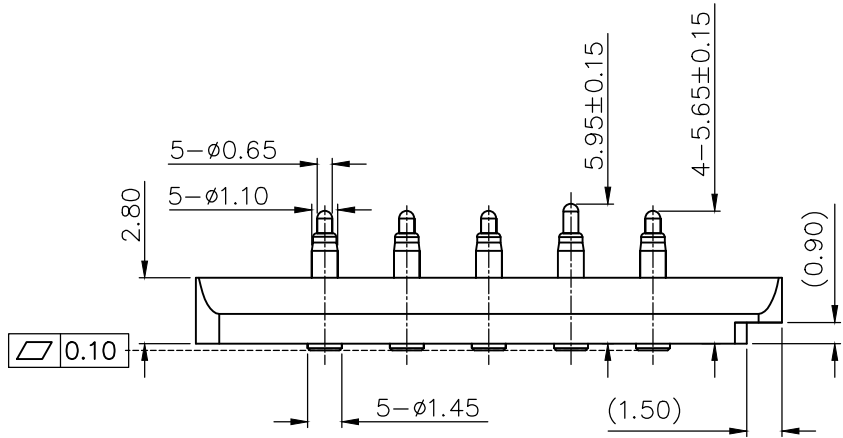
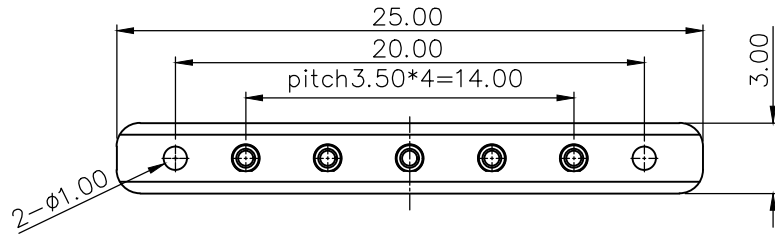
Please Approve this Drawing

Date	
Signature	

REVISIONS (修正)			
NO. (序号)	DESCRIPTION(描述)	ECN NO.(变更号)	DATE(日期)
A.0	NEW RELEASE	ECN-2201609003	2016.09.06

NOTES:

- Materials:
 - .Housing: HTN UL94V-0 Black
 - .Plunger: Brass C3604
 - .Barrel: Brass C3604
 - .Spring: SUS304
- Plating:
 - .Plunger: 10 micro-inch minimum Au over 50~100 micro-inch nickel.
 - .Barrel : 10 micro-inch minimum Au over 50~100 micro-inch nickel.
- Electrical:
 - .Rated current & voltage: DC12V, 2A.
 - .Contact resistance: 50 mohm maximum at working height(quiescence)
- Mechanical:
 - .Normal force: 70±20g at Normal working height
 - .Durability: 10,000 cycles(minimum)
- When the current is greater than 1A then need to increase the time delaycircuit(3 second)
- To ensure the best usage,please operate it based on the working height
 - .Based on the engineering drawings,shall not exceed the maximum allowed compression
- Harmful material control please follow DOC. NO. "DQ03050"



DRAW (设计)	陈广成	SCALE (比例)	3 : 1	UNIT (单位)	mm	DRAWING NO. (图号)	P5362MF01-05A350MR		
CHECK (校对)		SHEET (页数)	1 of 1	PROJECT (视图)		MATERIAL (材质)	Seeing notes (见备注)		
AUDIT (审核)		COUNTER SIGN (会签)				DATE (日期)	2016.09.06	REV	A.0
APPROVE (核准)		PLATE (镀层)	Seeing notes(见备注)			TITLE (品名)	5pin Pogo pin Conn.		

THE UNMARKED TOLERANCE ARE AS BELOW :
(未标记的公差)

LENGTH (尺寸)		ANGLE (角度)	
0~6.0	±0.05mm	0.	±2.0°
>6~30	±0.10mm	0.0	±1.0°
>30~120	±0.15mm	0.00	±0.50°

C.C.P. (DG) CONTACT PROBES CO.,LTD.
东莞中探探针有限公司

The information in this document is property of C.C.P company and should not be copied or reproduced in any other way, without written permission.