

PART No. N144M0-01C000CR

Please Approve this Drawing

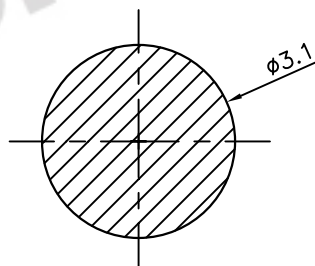
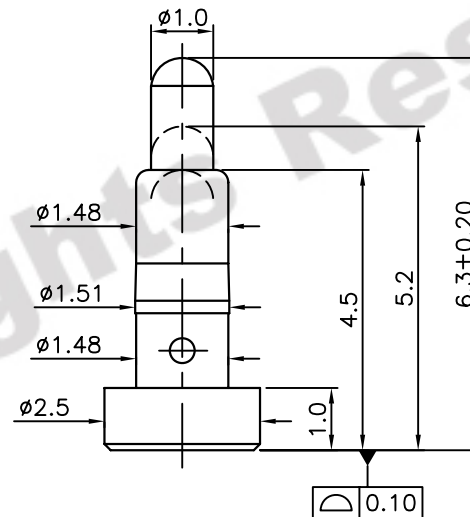
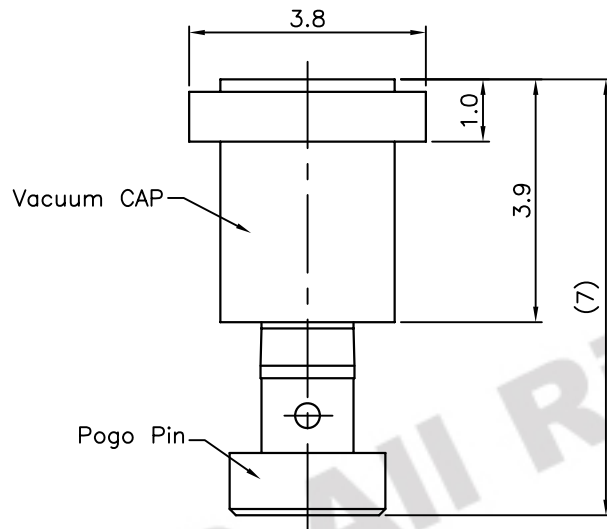
Date \_\_\_\_\_  
Signature \_\_\_\_\_

REVISIONS

LTR	DESCRIPTION	DATE	APPROVED	NOTE
	INITIAL RELEASE	07/25/06'		ECN-9507035
△				
△				
△				

NOTE :

- Material
  - .Cap : Black PA9T (UL94V-0)
  - .Plunger & Barrel : Brass
  - .Spring : SUS 304
- Plating
  - .Contact Surface : 10 μ" minimum Au over 50~100 μ"Ni
- Electrical
  - .Rated Current & Voltage : DC 12 V ; 1 A
  - .Contact Resistance : 50 mΩ maximum at Working Height. (Quiescence)
- Mechanical
  - .Unloaded Height : 6.3 mm
  - .Working Height : 5.2 mm
  - .Spring Force : 110 g ±20% at Working Height
  - .Durability : 10,000 cycles (minimum)
- To ensure the best usage, please operate it based on the working Height



RECOMMEND PCB LAYOUT



DRAWN		SCALE: 8 : 1
CHECKED		SHEET: 1 OF 1
APPROVED		DATE: 07/25/06'
DIMENSIONS ARE IN MILLIMETERS TOLERANCES ARE: X ± .25 XX ± .15 XXX ± .10		THE INFORMATION AND DESIGN DISCLOSED HEREIN WAS ORIGINATED BY AND IS THE PROPERTY OF C.C.P. CONTACT PROBES CO.,LTD. C.C.P. CONTACT PROBES CO.,LTD. RESERVES ALL PATENT, PROPRIETARY DESIGN, MANUFACTURING, REPRODUCTION, USE AND SALES RIGHTS THERE TO, AND TO ANY ARTICLE DISCLOSED HEREIN EXCEPT TO THE EXTENT RIGHTS ARE EXPRESSLY GRANTED TO OTHERS. THE FOREGOING DOES NOT APPLY TO VENDOR PROPRIETARY RIGHTS.
UNIT : mm		
FILE PATH:		

東莞中探探針有限公司  
DG C.C.P. CONTACT PROBES CO.,LTD.

TITLE.	Height 6.3mm	
A	1-Pos Pogo Pin Connector	
SIZE	DRAWING NO.	REV.
A4	N144M0-01C000CR	A0