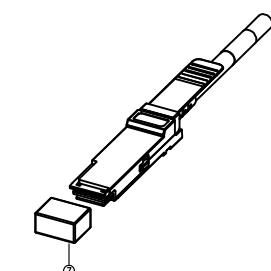
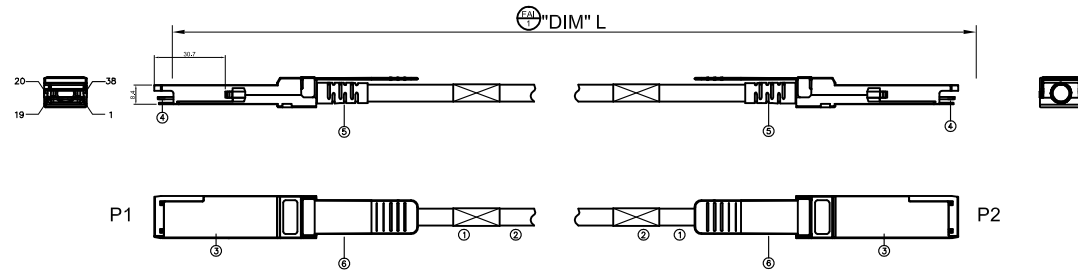
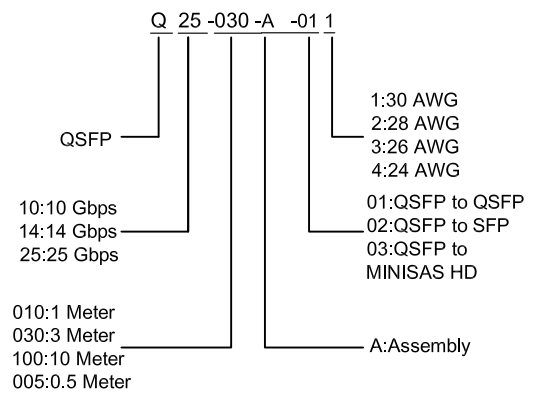


RoHS Complied



PART NUMBER	DIM L LENGTH (meter)	AWG	TOLERANCE
-----	± 0.5	30	$\pm 10(\text{mm})$

- NOTES:
- MATERIALS:
 - BACKSHELLS - ZINC DIE CAST WITH BRIGHT NICKEL PLATING
 - DELATCH - STAINLESS STEEL WITH OVERMOLDED NYLON
 - PCB - FR4
 - RIVETS - STAINLESS STEEL
 - IMPEDANCE:
 - 100 OHM $\pm 10\%$
 - THIS PRODUCT MEETS THE RESTRICTION OF HAZARDOUS SUBSTANCES IN ELECTRICAL AND ELECTRONIZ EQUIPMENT (RoHS) DIRECTIVE.
 - Dimensions Marked "EAL" Need to Be Checked By QC.



PIN	SYMBOL	PIN	SYMBOL
1	GND	20	GND
2	TX2n	21	Rx2n
3	TX2p	22	Rx2p
4	GND	23	GND
5	TX4n	24	Rx4n
6	TX4p	25	Rx4p
7	GND	26	GND
8	ModPrst	27	ModPrst
9	Resslt	28	IntL
10	Voc Rx	29	Voc Tx
11	SCL	30	Voc1
12	SDA	31	LPMode
13	GND	32	GND
14	Rx3p	33	Tx3p
15	Rx3n	34	Tx3n
16	GND	35	GND
17	Rx1p	36	Tx1p
18	Rx1n	37	Tx1n
19	GND	38	GND
20	GND	1	GND
21	Rx2n	2	Tx2n
22	Rx2p	3	Tx2p
23	GND	4	GND
24	Rx4n	5	Tx4n
25	Rx4p	6	Tx4p
26	GND	7	GND
27	ModPrst	8	ModPrst
28	IntL	9	Resslt
29	Voc Tx	10	Voc Rx
30	Voc1	11	SCL
31	LPMode	12	SDA
32	GND	13	GND
33	Tx3p	14	Rx3p
34	Tx3n	15	Rx3n
35	GND	16	GND
36	Tx1p	17	Rx1p
37	Tx1n	18	Rx1n
38	GND	19	GND

No.:	Name	Material Description	Q'TY	UNIT
⑤	SR	SR(BLACK)	2	PCS
④	Connector	QSFP CABLE ASSEMBLY PCBA (30u")	2	SET
③	Cover	QSFP CABLE ASSEMBLY COVER	2	PCS
②	Lable	LABEL,(WHITE)	2	PCS
①	Raw Cable	TWIN CABLE (30AWG X 8PAIR),BLACK,UL APPROVED	N/A	M

TITLE: QSFP 100Gbps PASSIVE CABLE ASSEMBLY

DWG#: -----

UNIT: mm	SCALE: A4 1:1	FINISH: SC1	SHEET: 1/1	REV. 1
MATERIAL: RoHS Compliant			APPROVED:	
TOLERANCE: Angle: $\pm 1^\circ$ X ± 0.10 .X ± 0.05 .XX ± 0.02			DRAWN: Lonsn	DATE: 05/14/2020