Please Approve this Drawing	
Date	
Signature	

REVISIONS			
NO	DESCRIPTION	ECN NO	DATE
A.0	INITIAL RELEASE	ECN-2201607007	2016.07.12

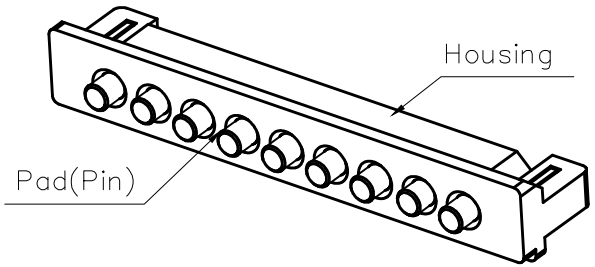

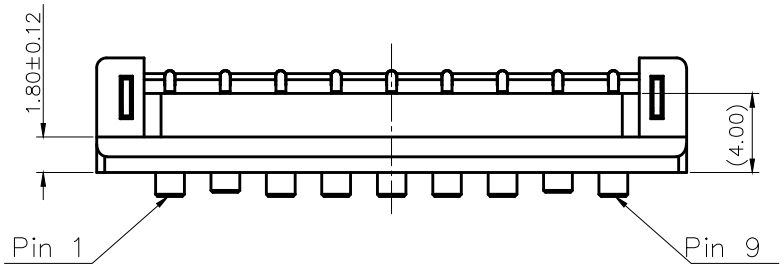

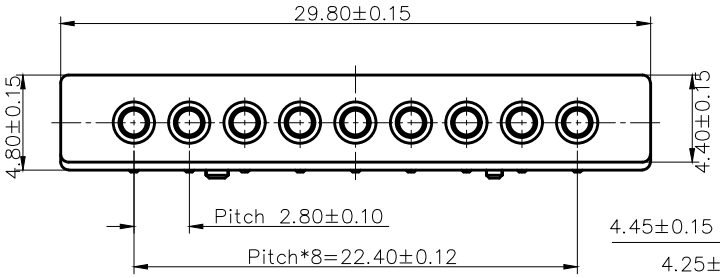

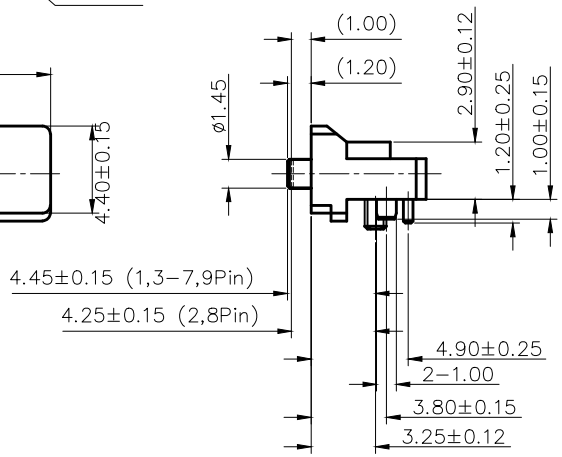

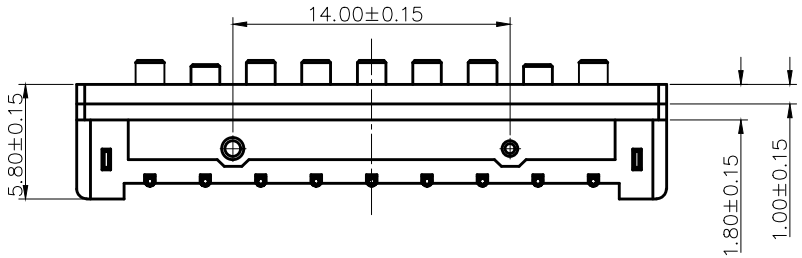

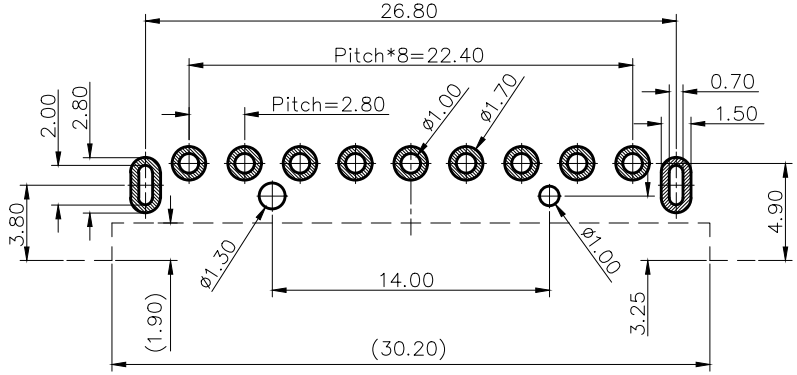

RECOMMEND PCB LAYOUT
Layout Tolerance: ± 0.05mm

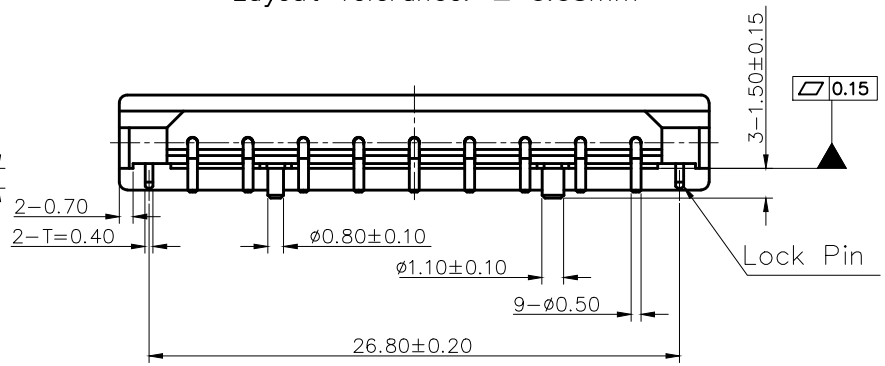

NOTES:
1. Materials:
   .Housing: LCP UL94V-0 Black
   .Pin: Brass C3601
   .Lock Pin: SUS304
2. Plating:
   .Pin: 10 micro-inch minimum Au over 50~100 micro-inch nickel
3. Harmful material control please follow DOC. NO."DQ03050"

PIN ASSIGNMENT	Rated Current & Voltage
PIN 1&9: Ground PIN 3&7: Power	DC 12 V ; 3A(Max)
PIN 4&5&6: Signal	DC 12 V ; 1A(Max)
PIN 2&8: Detect	DC 12 V ; 1A(Max)

DRAW (设计)	Hendy	SCALE (比例)	2 : 1	UNIT (单位)	mm	DRAWING NO. (图号)	P2177FB05-09D280HR
CHECK (校对)		SHEET (页数)	1 of 1	PROJECT (视图)		MATERIAL (材质)	Seeing notes（见备注）
AUDIT (审核)		COUNTER SIGN (会签)				DATE (日期)	2016.07.12 REV A.0
APPROVE (核准)		PLATE (镀层)	Seeing notes(见备注)			TITLE (品名)	Pitch 2.8 mm 9-Pin Connector

THE UNMARKED TOLERANCE ARE AS BELOW :
(未标记的公差)

LENGTH (尺寸)		ANGLE (角度)	
0~6.0	±0.05mm	0.	±2.0°
>6~30	±0.10mm	0.0	±1.0°
>30~120	±0.15mm	0.00	±0.50°

C.C.P. (DG) CONTACT PROBES CO.,LTD.
东莞中探探针有限公司

The information in this document is property of C.C.P company and should not be copied or reproduced in any other way, without written permission.