

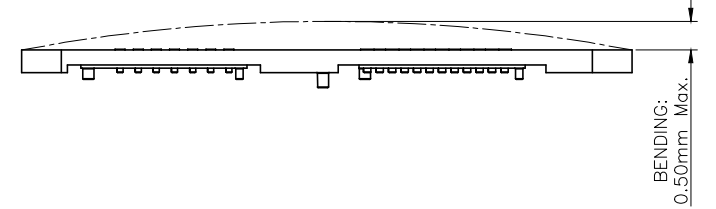
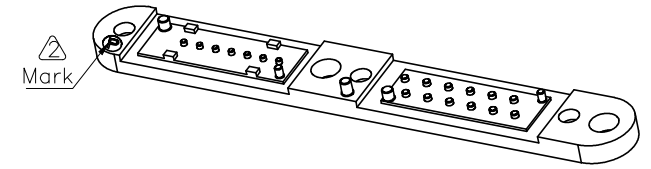
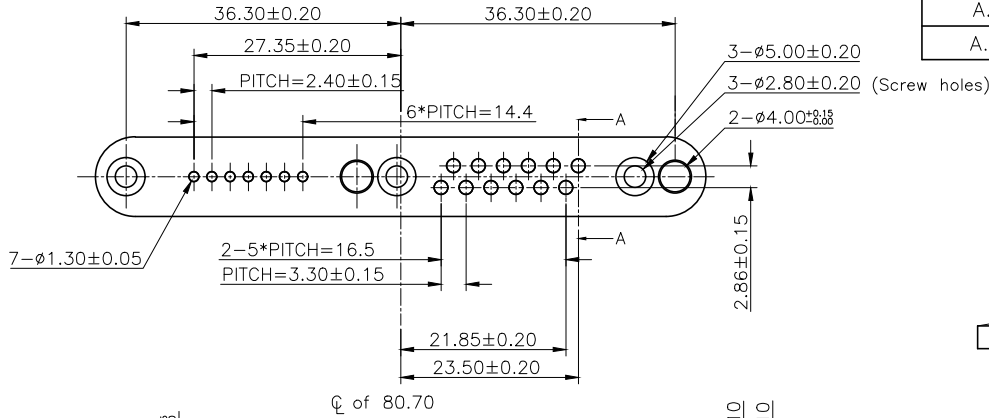
Please Approve this Drawing

Date

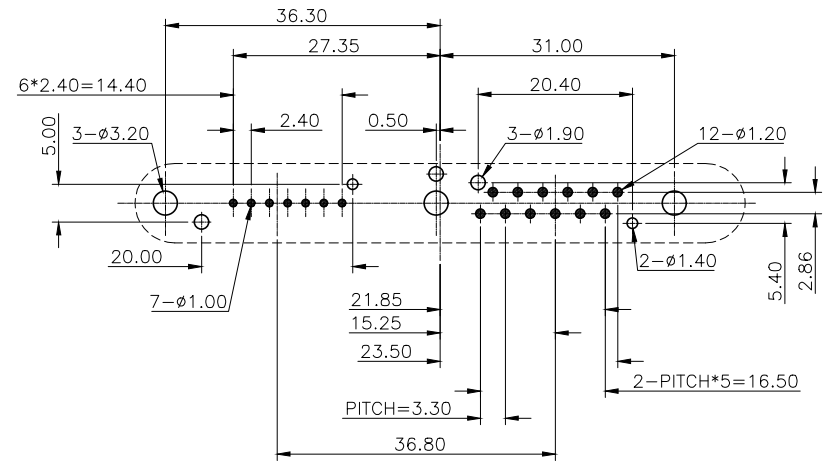
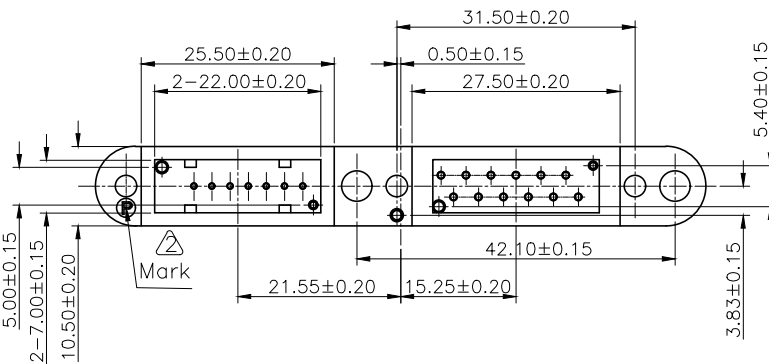
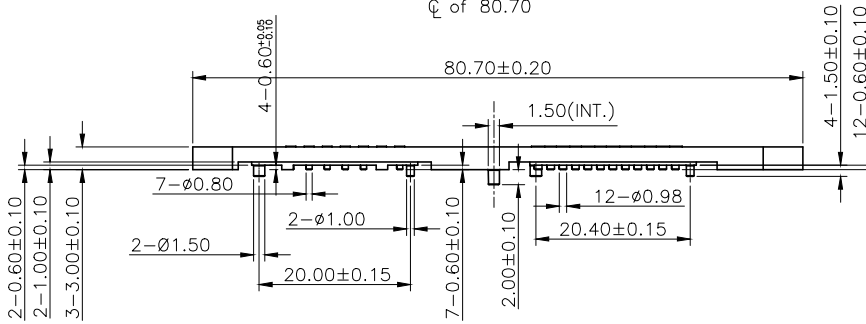
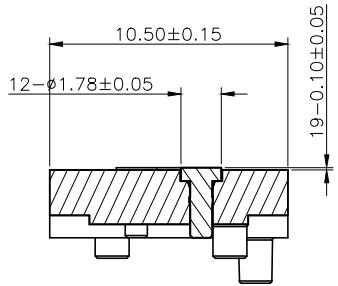
Signature

REVISIONS (修正)

NO. (序号)	DESCRIPTION(描述)	ECN NO.(变更号)	DATE(日期)
A.0	NEW RELEASE	2201508001	2015.08.03
A.1	Replacement housing material	2201603027	2016.03.31
A.2	更改 housing mark 位置	2201807020	2018.07.23



SECTION A-A
Scale 3:1



RECOMMEND PCB LAYOUT
Layout Tolerance: ± 0.05mm

NOTES:

- Materials:
.Housing: PA9T, UL94V-0, Black
- .Pin: Brass C3604
- Plating:
.Pin: 30 micro-inch minimum Au over 50~100 micro-inch nickel
- .RoHs and HF compliant product.
- .Screw lock torque 4kgf Max
- .All pin retention force 0.30kgf Min.
- .Recommended IR parameter: 250°C(peak),10s

DRAWN (设计)	ChenCL	SCALE (比例)	1 : 1	UNIT (单位)	mm	DRAWING NO. (图号)	P2887FL01-19A330HT
CHECKED (确认)		SHEET (页数)	1 of 1	PROJECT (视图)		TITLE (品名)	Pogo pin Conn.
APPROVED (核准)		DATE (日期)	2018.07.23	VER. (版本)	A.2		

THE UNMARKED TOLERANCE ARE AS BELOW :
(未标记的公差)
LENGTH (尺寸)

X.X	±0.20mm	0.	±2.0°
X.XX	±0.15mm	0.0	±1.0°
X.XXX	±0.10mm	0.00	±0.5°

ANGLE (角度)

C.C.P. (DG) CONTACT PROBES CO.,LTD.
东莞中探探针有限公司

The information in this document is property of C.C.P company and should not be copied or reproduced in any other way, without written permission.