



測試探針目錄

TESTING PROBES CATALOG

目錄 Catalogue

中國探針簡介 INTRODUCTION		01
產品項目、特點 PRODUCT ITEMS & APPLICATIONS		02
頭型使用方法 HEAD STYLE & USAGE		03 • 04
P系列 P SERIES	P-20 • P-026	05 • 06
	P-030 • P-035	07 • 08
	P-038 • P-048	09 • 10
	P-058 • P-0	11 • 12
	R-0 • P-1	13 • 14
	R-1 • P-11	15 • 16
	R-11 • P-111	17 • 18
	R-111 • P-21	19 • 20
	R-2 • P-02	21 • 22
	R-02 • P-62	23 • 24
	P-25 • R-25	25 • 26
	R-25	27
CCP系列 CCP SERIES	CCP-05	28
	CCP-10 • CCP-15	29 • 30
	CCP-15 • CCP-101	31 • 32
GL • GP系列 GL • GP SERIES	GL • GP	33 • 34
	GP	35
CSP系列 CSP SERIES	CSP-1~CSP-5	36
	CSP-6 • CSP-9	37 • 38
	CSP-11	39
萬用針 UNIVERSAL PROBE		40 • 41
高頻同軸針 COAXIAL PROBE		42
大電流同軸針 HI CURRENT COAXIAL PROBE		43
連接器 POGO PIN		44 • 45
WIRE PROBE		46
雙頭針 DOUBLE ENDED PROBE		47 • 48 • 49
IC TEST SOCKET		50 • 51
治具與針盤配件 PERIPHERALS OF FIXTURE		52 • 53 • 54
分布據點 THE WORLDWIDE NETWORK		55



中國探針簡介

C.C.P., the pioneer probe manufacturer in Taiwan.

C.C.P., the pioneer probe manufacturer in Taiwan.

台灣第一家測試用探針製造公司。

台灣第一家通訊元件針製造公司。

中國探針自1983年成立之初，即抱定以『專業探針製造為主，治具服務為輔』為創業宗旨。為各種不同產業提供高品質的測試探針與快速服務。

經由20多年的經驗累積與努力，本公司於1996年成為台灣第一家通過ISO 9002國際品質認證的專業製造廠，並於1997年榮獲經濟部中小企業處頒贈為『台灣中小企業示範工廠』；更於2002年3月通過ISO 9001(2000年版)之國際品質認證，2001年5月股票公開發行，2003年元月股票掛牌上櫃。

多年來「中國探針」秉持著『深耕台灣，立足亞洲，逐鹿全球』的創業願景，除積極開拓國內外市場，更於香港設立中國探針香港分公司、大陸東莞設立東莞中探探針有限公司，並將製造基地延伸至中國大陸，並在昆山設立中探針分公司，此舉使得中國探針的產銷體系更加完備。

「中國探針」自成立以來即專注印刷電路板(空板與實板)測試針的製造，也積極朝半導體測試用針及相關治具開發。例如：Double-Ended Probe、BGA Testing Socket、POGO Tower...等。不僅於此，本公司更應用探針之核心技術，開發手持式通訊產品之元件。例如：手機天線、電池、揚聲器、振動器、LCD...等之連接器且已擴及到PDA、數位相機、GPS、NB...等產品上。更不斷開發各種特殊應用探針，例如：同軸針、大電流針、高頻針等。

『隨時為客戶提供需求的產品』是我們最高的服務宗旨，因此，除了專業製作PCB空板實板、半導體用針和通訊的元件針及治具外，我們亦從日本、美國等地進口相關之產品，以符合客戶各種不同之需求。除此之外，我們秉持著『3C』—為客戶專業設計(Design for Customer)，為競爭專業設計(Design for Competition)，為成本專業設計(Design for Cost)的服務理念，來為客戶快速提供高品質、短交期、最適合的成本及最佳的服務。

相信CCP所有的客戶均能從中國探針所提供的產品與服務中感受到CCP的專注與專業，也更能滿意CCP的快速服務與優良品質。如果您有相關產品的任何需求，請盡速與我們聯絡，相信您會對CCP的產品與服務感到滿意及信任。

C.C.P., the one who manufactured the first testing probe in Taiwan since 1983. With over 20 year of experiences, we are able to provide testing products with good quality & rapid service for various industries. We have been certified as ISO 9002 certification in 1996 and also have been selected as a Model Demonstration Factory in 1997. And, upgraded an ISO 9001 : 2000 certification in March 2002.

Currently, we are expanding our market to worldwide. Now, we have our main building of headquarter with the area of 4000m² in Taipei, set up a branch office in Hong Kong and one factory in Mainland China. We have totally around 300 staffs in our company group right now and have announced our company as a public company in the year 2003.

Company is mainly focused on the spring contact probes in PCB & ICT testing field. Besides, we are aiming the R&D in relative parts of telecommunication industries, such as pogo pin connectors for cellular phone, PDA, Digital Camera, Notebook...etc. As for other special probes, like coaxial probes, high current probes are another directions.

Providing customers with various products is also one of our company's service trend. We also import the precision products from Japan to meet customers' different needs. As you can see from our various products range, we are not only offering customers the professional knowledge in testing field with the new "3C" target, but also in the relative industrial field.

The "3C" target --- Design for Customer, Design for Cost, Design for Competition --- is our new target to satisfy customers with the products provided in competitive price, good quality, quick delivery and satisfied services.

Hope you could enjoy our products & services as other customers do.



產品項目 *Product List*

PCB測試 PCB Testing

- 專用型探針 Dedicated Probe
- 萬用型探針 Universal Probe
- RF高頻針 RF high frequency probe
- 各類測試治具 Testing fixture

治具與針盤配件 Fixtures & Pin board accessories

半導體測試 Semiconductor Testing

- Double-Ended Probe
- IC TEST SOCKET
- Wire Probe

通訊元件(連接器) Telecommunication Components (Connector)

- POGO PIN CONNECTOR.
- RIGHT ANGLE POGO PIN CONNECTOR.



插拔力測試機
Mating & Unmating Force Tester



鹽水噴霧試驗機
Salt Spray Test Chamber



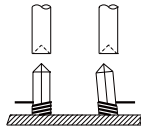
X-ray透視分析儀
X-ray imaging system



向量網路分析儀
Vector Network Analyzer

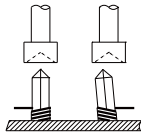


Head Style & usage



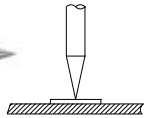
測試--長導腳，端子及繞線柱

"A"Tip-used to test long leads,terminals,and wire wrap posts.



測試--長導腳，端子及繞線柱

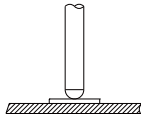
"A"Tip-used to test long leads,terminals,and wire wrap posts.



測試--導腳及焊墊

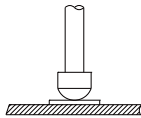
測試--污染之PC板或穿孔污染層

"B"Tip-Spear Point used to test lands,pads spear point penetrates thin layers of oxides or contaminations on PCB.



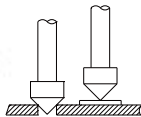
測試--金手指及焊墊確實接觸，不留牙印

"D"Tip-Spherical Radius used to test gold edge fingers and gold pads. leaves no marks or indentations.



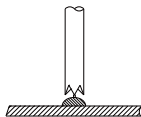
測試--金手指及焊墊確實接觸，不留牙印

"D"Tip-Spherical Radius used to test gold edge fingers and gold pads. leaves no marks or indentations.



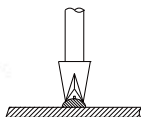
測試--貫穿孔，焊墊及金手指

"E"Tip-Convex. used to test through holes, pads and lands, gold edge fingers.



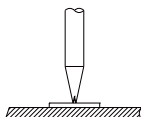
測試--焊墊及金手指適細線測試不沾灰塵及污染物

"F"Tip-4point Tapered Serrated used to test narrow lands. Will not be contaminated by dust.



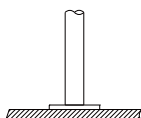
測試--焊墊及金手指不沾灰塵及污染物

"F"Tip-4point Tapered Serrated used to test narrow lands. Will not be contaminated by dust.



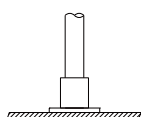
測試--焊墊及金手指適細線測試不沾灰塵及污染物

"F"Tip-4point Tapered Serrated used to test narrow lands. Will not be contaminated by dust.



測試--金手指及焊墊確實接觸，不留牙印

"G"Tip-Flat for testing pads and gold edge-fingers [contact assured leaves no marks or indentations.]



測試--鍍金墊及金手指確實接觸、不留牙印

"G"Tip-Flat for testing pads and gold edge-fingers [contact assured leaves no marks or indentations.]



Head Style & usage

H			<p>測試--長導腳、端子繞線柱，焊點及焊墊</p> <p>"H"Tip-Serrated used to test long leads, terminals, wire wrap posts and pads.</p>
K			<p>測試--貫穿孔焊墊及金手指，不沾灰塵及污染物</p> <p>"K"Tip-Star used to penetrate through holes, pads and gold edge fingers. Will not be contaminated by dust.</p>
M3			<p>測試--導腳及焊點</p> <p>測試--污染之PC板或穿刺污染層鋼質針尖，壽命佳</p> <p>"M3"Tip-Three-Needle used to test lands, pads. Spear point penetrates thin layers of oxides or contaminations.</p>
M7			<p>測試--導腳及焊點</p> <p>測試--污染之PC板或穿刺污染層鋼質針尖，壽命佳</p> <p>"M7"Tip-seven-Needle used to test lands, pads. Spear point penetrates thin layers of oxides or contaminations.</p>
Q			<p>測試--長導腳及焊點端子及繞線柱，周圍六齒中間一齒，不沾灰塵及污染物</p> <p>"Q"Tip-Tulip used to test lands ,terminals, and wire wrap posts.</p>
Q			<p>測試--長導腳及焊點端子及繞線柱，周圍六齒中間一齒，不沾灰塵及污染物</p> <p>"Q"Tip-Tulip used to test lands ,terminals, and wire wrap posts.</p>
T			<p>測試--貫穿孔焊墊及金手指鋼質針尖，壽命佳</p> <p>"T"Tip-Chiseled Spear Point used to test through holes, pads and gold edge fingers.</p>
T			<p>測試--貫穿孔焊墊及金手指鋼質針尖，壽命佳</p> <p>"T"Tip-Chiseled Spear Point used to test through holes, pads and gold edge fingers.</p>
S			<p>測試--貫穿孔焊墊及金手指鋼質針尖，壽命佳</p> <p>"S"Tip-4side Chisel used to test through holes, pads and gold edge fingers.</p>
S			<p>測試--貫穿孔焊墊及金手指鋼質針尖，壽命佳</p> <p>"S"Tip-4side Chisel used to test through holes, pads and gold edge fingers.</p>


P-020

精密探針系列

SERIES PRECISION PROBES

Dimensions In Millimeter[inch]

單位：公釐[英吋]



針軸 Plunger

高碳鋼鍍銻或鍍金
Sk4[High Carbon Steel]
with Rhodium Plated or Gold Plated

內管 Barrel

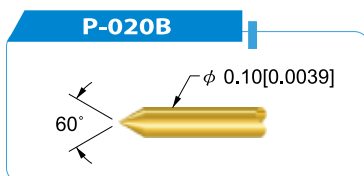
磷青銅鍍金
Phosphor Bronze with Gold Plated

彈簧 Spring

琴鋼線鍍金
Music Wire with Gold Plated

外管 Receptacle

磷青銅鍍金
Phosphor Bronze with Gold Plated



最小中心距 Min.Center

0.45mm[0.0177]

最大行程 Full Stroke

1.5mm[0.059]

行程全壓彈力(±20%)

Full Stroke Spring Force (±20%)

15g[0.53oz]

2/3行程彈力(±20%)

2/3 Stroke Spring Force (±20%)

10g[0.35oz]

額定電流 Current Rating

0.3A (安培)

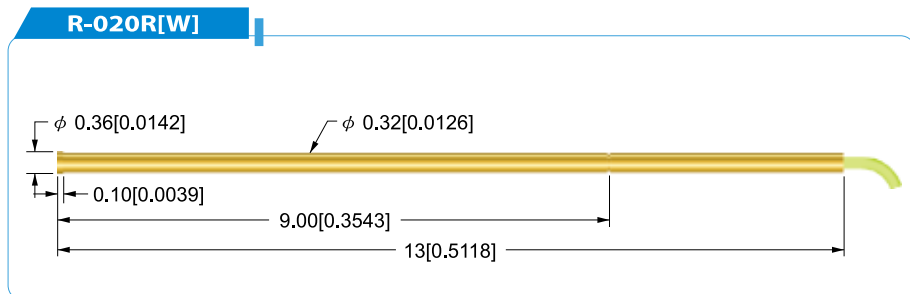
接觸電阻 Contact Resistance

260 mΩ (毫歐姆)

建議鑽孔尺寸

Recommended Hole Size

0.33mm[0.013]



Receptacle with Terminal Wire

Wire Length:700mm

尾端導線：鉚線、焊線

線長：700mm

● 規格變動不另行通知

Specification Subject to change without notice



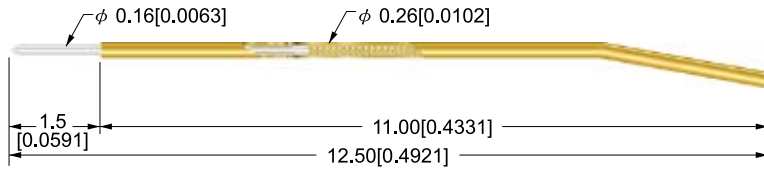
精密探針系列

SERIES PRECISION PROBES

P-026

Dimensions In Millimeter[inch]

單位：公釐[英吋]



針軸 Plunger

高碳鋼鍍銻或鍍金
Sk4[High Carbon Steel]
with Rhodium Plated or Gold Plated

內管 Barrel

磷青銅鍍金
Phosphor Bronze with Gold Plated

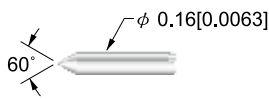
彈簧 Spring

琴鋼線鍍金
Music Wire with Gold Plated

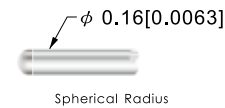
外管 Receptacle

磷青銅鍍金
Phosphor Bronze with Gold Plated

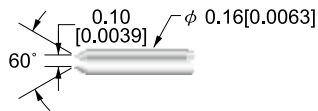
P-026B



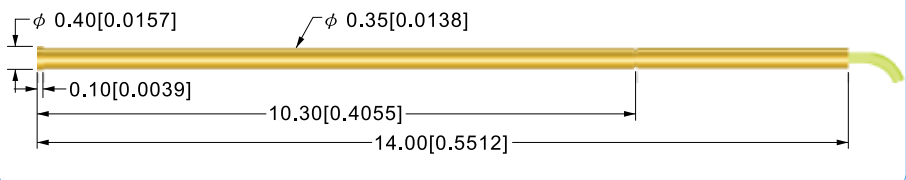
P-026D



P-026F



R-026R[W]



Receptacle with Terminal Wire
尾端導線：鉚線、焊線

Wire Length:700mm
線長：700mm

最小中心距 Min.Center

0.50mm[0.0197]

最大行程 Full Stroke

1.5mm[0.059]

行程全壓彈力(±20%)

Full Stroke Spring Force (±20%)

20g[0.70oz]

2/3行程彈力(±20%)

2/3 Stroke Spring Force (±20%)

15g[0.53oz]

額定電流 Current Rating

0.3A (安培)

接觸電阻 Contact Resistance

220 mΩ (毫歐姆)

建議鑽孔尺寸

Recommended Hole Size

0.368-0.38st[0.0145]-[0.0150]

● 規格變動不另行通知

Specification Subject to change without notice



P-030

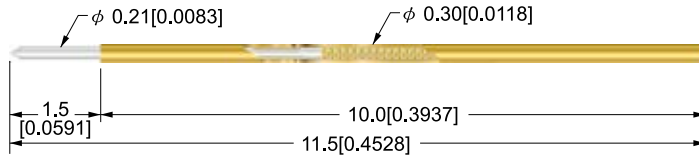
精密探針系列

SERIES PRECISION PROBES

Dimensions In Millimeter[inch]

單位：公釐[英吋]

P-030



針軸 Plunger

高碳鋼鍍銻或鍍金
Sk4[High Carbon Steel]
with Rhodium Plated or Gold Plated

內管 Barrel

磷青銅鍍金
Phosphor Bronze with Gold Plated

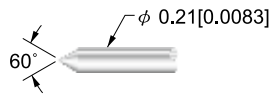
彈簧 Spring

琴鋼線鍍金
Music Wire with Gold Plated

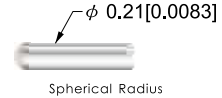
外管 Receptacle

磷青銅鍍金
Phosphor Bronze with Gold Plated

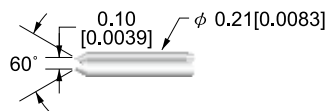
P-030B



P-030D



P-030F



最小中心距 Min.Center

0.65mm[0.0256]

最大行程 Full Stroke

1.5mm[0.059]

行程全壓彈力(±20%)

Full Stroke Spring Force (±20%)

50g[1.76oz]

2/3行程彈力(±20%)

2/3 Stroke Spring Force (±20%)

40g[1.41oz]

額定電流 Current Rating

0.5A (安培)

接觸電阻 Contact Resistance

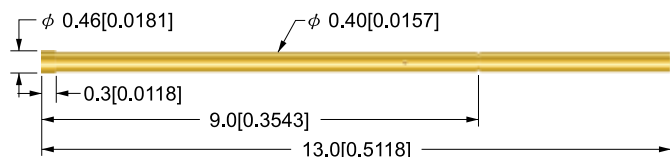
200 mΩ (毫歐姆)

建議鑽孔尺寸

Recommended Hole Size

0.4064mm[0.0160]~0.45mm[0.0177]

R-030R[W]



Receptacle with Terminal Wire

尾端導線：鉚線、焊線

Wire Length:700mm

線長：700mm

● 規格變動不另行通知

Specification Subject to change without notice



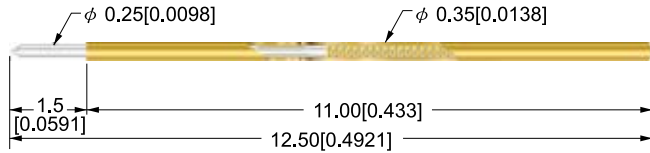
精密探針系列

SERIES PRECISION PROBES

P-035

Dimensions In Millimeter[inch]

單位：公釐[英吋]



針軸 Plunger

高碳鋼鍍銻或鍍金
Sk4[High Carbon Steel]
with Rhodium Plated or Gold Plated

內管 Barrel

磷青銅鍍金
Phosphor Bronze with Gold Plated

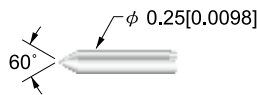
彈簧 Spring

琴鋼線鍍金
Music Wire with Gold Plated

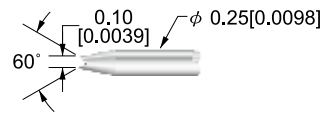
外管 Receptacle

磷青銅鍍金
Phosphor Bronze with Gold Plated

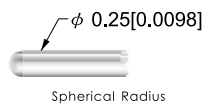
P-035B



P-035F



P-035D



最小中心距 Min.Center

0.70mm[0.0276]

最大行程 Full Stroke

1.5mm[0.059]

行程全壓彈力(±20%)

Full Stroke Spring Force (±20%)

40g[1.41oz]

2/3行程彈力(±20%)

2/3 Stroke Spring Force (±20%)

30g[1.06oz]

額定電流 Current Rating

0.5A (安培)

接觸電阻 Contact Resistance

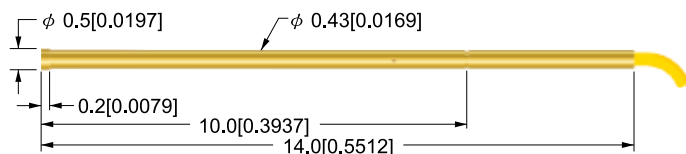
130 mΩ (毫歐姆)

建議鑽孔尺寸

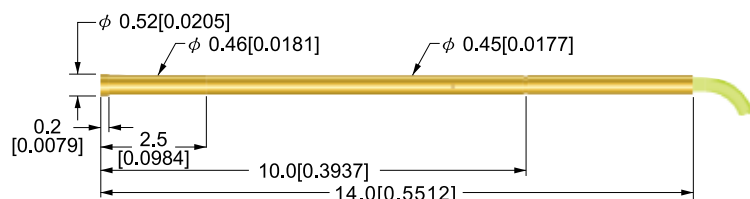
Recommended Hole Size

0.45mm[0.0177]~ 0.47mm[0.0185]

R-035R[W]



R-035R1[C][W]



● 規格變動不另行通知

Specification Subject to change without notice

Receptacle with Terminal Wire
尾端導線：鈎線、焊線

Wire Length:700mm
線長：700mm



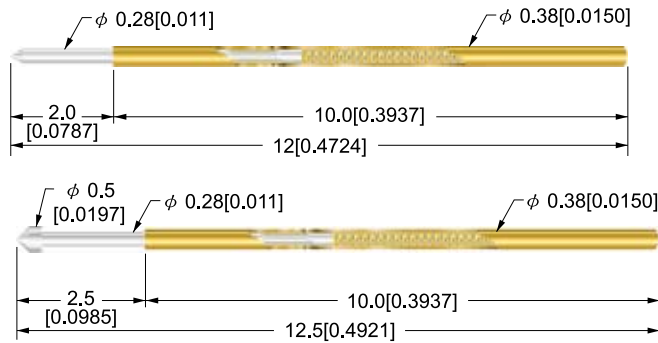
P-038

精密探針系列

SERIES PRECISION PROBES

Dimensions In Millimeter[inch]

單位：公釐[英吋]



針軸 Plunger

高碳鋼鍍銠或鍍金
Sk4[High Carbon Steel]
with Rhodium Plated or Gold Plated

內管 Barrel

磷青銅鍍金
Phosphor Bronze with Gold Plated

彈簧 Spring

琴鋼線鍍金
Music Wire with Gold Plated

外管 Receptacle

磷青銅鍍金
Phosphor Bronze with Gold Plated

最小中心距 Min.Center

0.8mm[0.0315]

最大行程 Full Stroke

2.0mm[0.079]

行程全壓彈力(±20%)

Full Stroke Spring Force (±20%)

40g[1.41oz]

2/3行程彈力(±20%)

2/3 Stroke Spring Force (±20%)

30g[1.06oz]

額定電流 Current Rating

0.5A (安培)

接觸電阻 Contact Resistance

180 mΩ (毫歐姆)

建議鑽孔尺寸

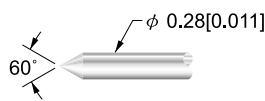
Recommended Hole Size

0.52mm[0.0204]~0.57mm[0.0224]

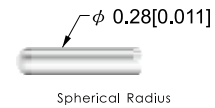
● 規格變動不另行通知

Specification Subject to change without notice

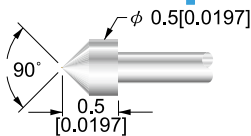
P-038BS



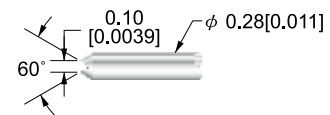
P-038DS



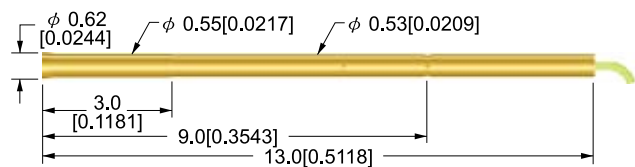
P-038ES



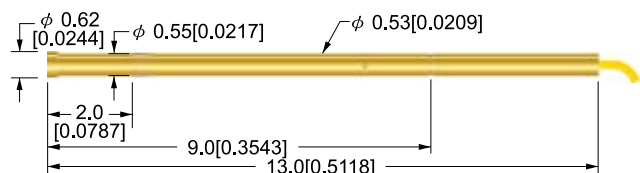
P-038FS



R-038VS[W]



R-038R1[C][W]



Receptacle with Terminal Wire
尾端導線：鉚線、焊線

Wire Length:700mm
線長：700mm




精密探針系列

SERIES PRECISION PROBES

P-048

Dimensions In Millimeter[inch]

單位：公釐[英吋]



針軸 Plunger

高碳鋼鍍銻或鍍金
Sk4[High Carbon Steel]
with Rhodium Plated or Gold Plated

內管 Barrel

磷青銅鍍金
Phosphor Bronze with Gold Plated

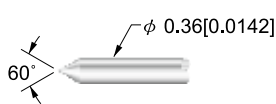
彈簧 Spring

琴鋼線鍍金
Music Wire with Gold Plated

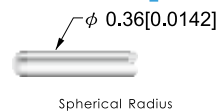
外管 Receptacle

磷青銅鍍金
Phosphor Bronze with Gold Plated

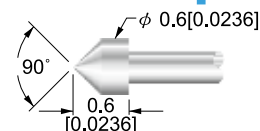
P-048BS



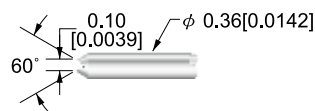
P-048DS



P-048ES



P-048FS



最小中心距 Min.Center

0.9mm[0.0354]

最大行程 Full Stroke

2.0mm[0.0787]

行程全壓彈力(±20%)

Full Stroke Spring Force (±20%)

60g[2.12oz]

2/3行程彈力(±20%)

2/3 Stroke Spring Force (±20%)

45g[1.59oz]

額定電流 Current Rating

1A (安培)

接觸電阻 Contact Resistance

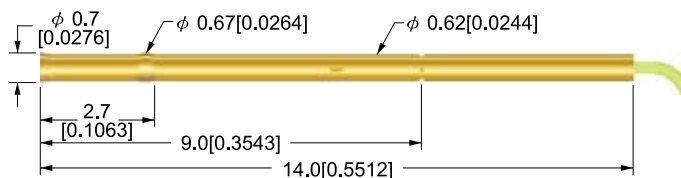
150 mΩ (毫歐姆)

建議鑽孔尺寸

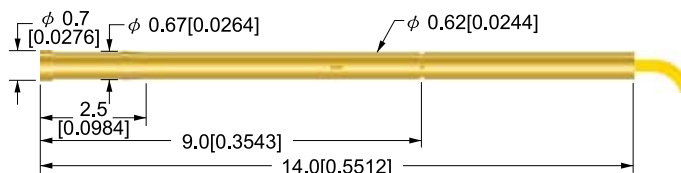
Recommended Hole Size

0.60mm[0.0236]~0.65mm[0.0256]

R-048VS[W]



R-048R[C][W]



● 規格變動不另行通知

Specification Subject to change without notice

Receptacle with Terminal Wire
尾端導線：鉚線、焊線

Wire Length:700mm
線長：700mm




P-058

精密探針系列

SERIES PRECISION PROBES

Dimensions In Millimeter[inch]

單位：公釐[英吋]



針軸 Plunger

高碳鋼鍍銠或鍍金
Sk4[High Carbon Steel]
with Rhodium Plated or Gold Plated

內管 Barrel

磷青銅鍍金
Phosphor Bronze with Gold Plated

彈簧 Spring

琴鋼線鍍金
Music Wire with Gold Plated

外管 Receptacle

磷青銅鍍金
Phosphor Bronze with Gold Plated

最小中心距 Min.Center

1.0mm[0.0394]

最大行程 Full Stroke

2.0mm[0.0787]

行程全壓彈力(±20%)

Full Stroke Spring Force (±20%)

60g[2.12oz]

2/3行程彈力(±20%)

2/3 Stroke Spring Force (±20%)

45g[1.59oz]

額定電流 Current Rating

1A (安培)

接觸電阻 Contact Resistance

120 mΩ (毫歐姆)

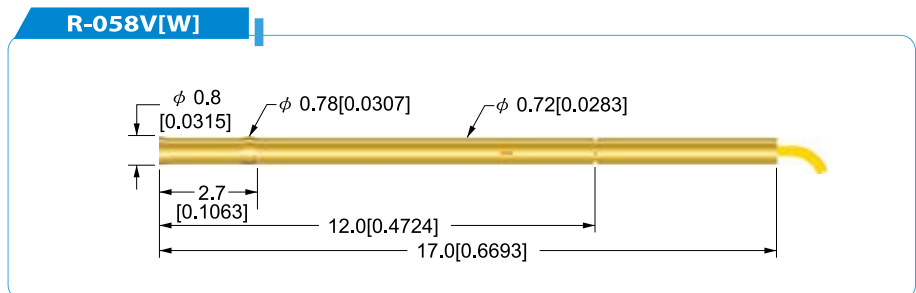
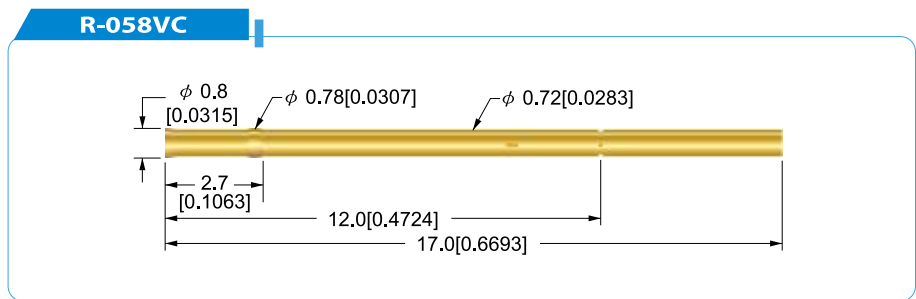
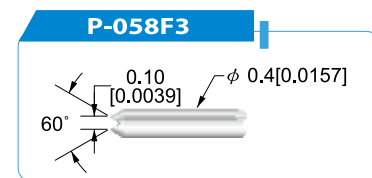
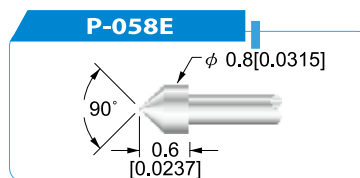
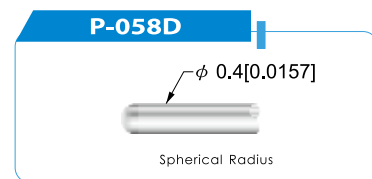
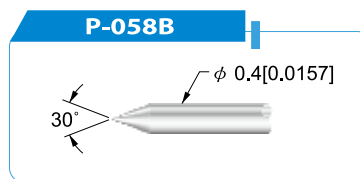
建議鑽孔尺寸

Recommended Hole Size

0.70mm[0.0275]~0.76mm[0.0299]

● 規格變動不另行通知

Specification Subject to change without notice



Receptacle with Terminal Wire

尾端導線：鉚線、焊線

Wire Length:700mm

線長：700mm




精密探針系列

SERIES PRECISION PROBES

P-0

Dimensions In Millimeter[inch]

單位：公釐[英吋]



針軸 Plunger

鈹銅或高碳鋼鍍銻或鍍金
Beryllium copper or SK4 With
Rhodium Plated or Gold Plated

內管 Barrel

磷青銅鍍金
Phosphor Bronze with Gold Plated

彈簧 Spring

琴鋼線鍍金
Music Wire with Gold Plated

外管 Receptacle

磷青銅鍍金
Phosphor Bronze with Gold Plated

最小中心距 Min.Center

1.27mm[0.05]

最大行程 Full Stroke

3.35mm[0.1319]

2.65mm[0.1043]

行程全壓彈力(±20%)

Full Stroke Spring Force (±20%)

100g[3.53oz]

2/3行程彈力(±20%)

2/3 Stroke Spring Force (±20%)

65g[2.29oz]

額定電流 Current Rating

1.5A (安培)

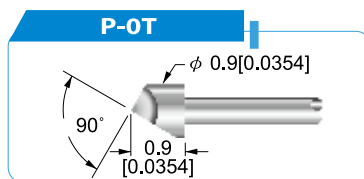
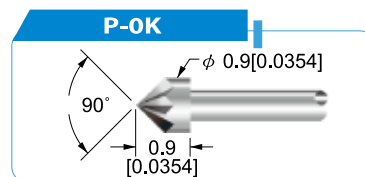
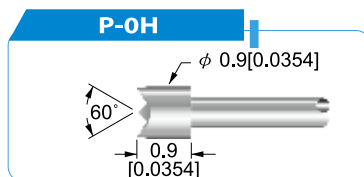
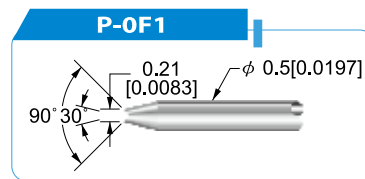
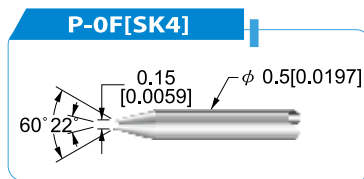
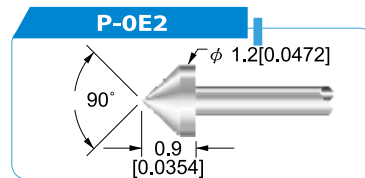
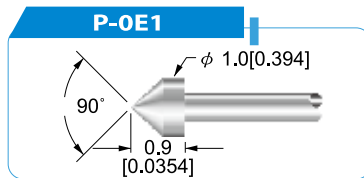
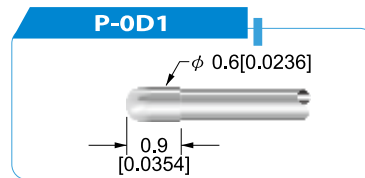

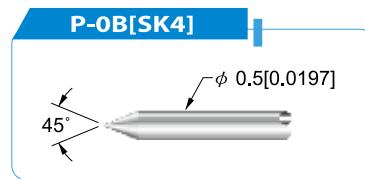
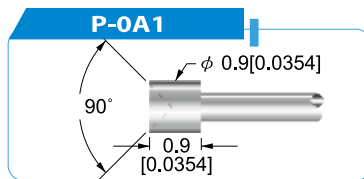
接觸電阻 Contact Resistance

70 mΩ (毫歐姆)

建議鑽孔尺寸

Recommended Hole Size

0.90mm[0.0354]~0.95mm[0.0374]



● 規格變動不另行通知

Specification Subject to change without notice



R-0

精密探針系列

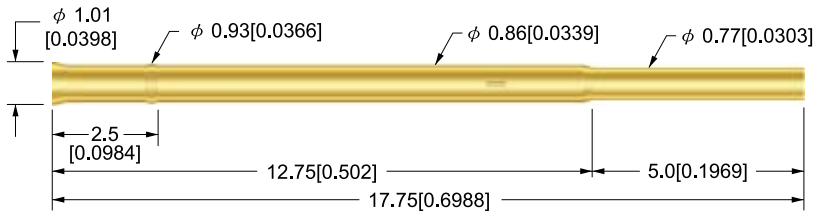
SERIES PRECISION RECEPTACLES

Dimensions In Millimeter[inch]

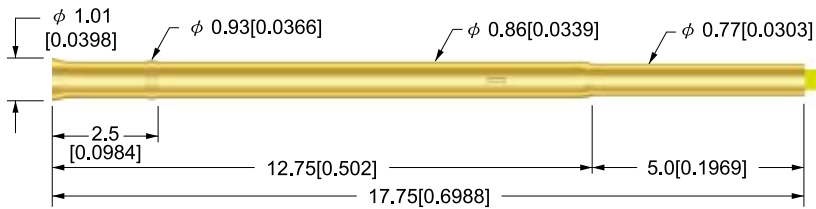
單位：公釐[英吋]

R-0

R-0VC

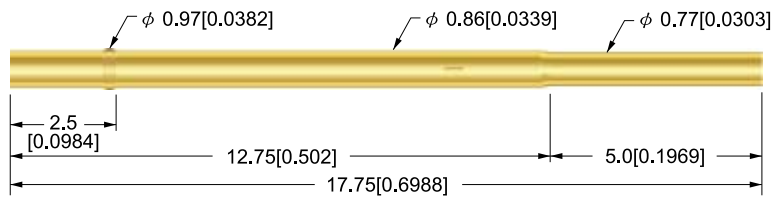


R-0V[W]

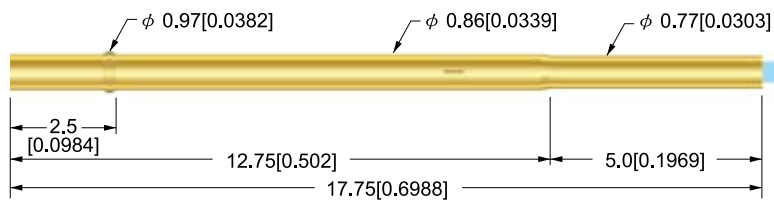


Receptacle with Terminal Wire Wire Length:700mm
尾端導線：鉚線、焊線 線長：700mm

R-0WC



R-0W[W]



Receptacle with Terminal Wire Wire Length:700mm
尾端導線：鉚線、焊線 線長：700mm

● 規格變動不另行通知

Specification Subject to change without notice




精密探針系列

SERIES PRECISION PROBES

P-1

Dimensions In Millimeter[inch]

單位：公釐[英吋]



針軸 Plunger

鍍銅或高碳鋼鍍銻或鍍金
Beryllium copper or SK4 With
Rhodium Plated or Gold plated

內管 Barrel

磷青銅鍍金
Phosphor Bronze with Gold Plated

彈簧 Spring

不銹鋼
Stainless Steel

外管 Receptacle

磷青銅或青銅鍍金
Phosphor Bronze or Brass with
Gold Plated

最小中心距 Min.Center

1.90mm[0.0748]

最大行程 Full Stroke

3.35mm[0.1319]

2.54mm[0.10]

行程全壓彈力(±20%)

Full Stroke Spring Force (±20%)

128g[4.51oz]

2/3行程彈力(±20%)

2/3 Stroke Spring Force (±20%)

90g[3.17oz]

額定電流 Current Rating

3A (安培)

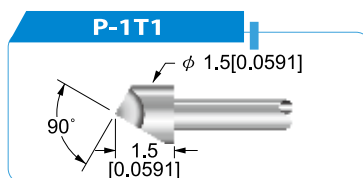
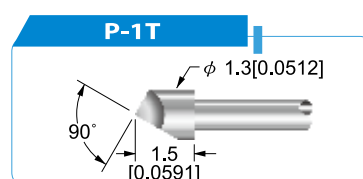
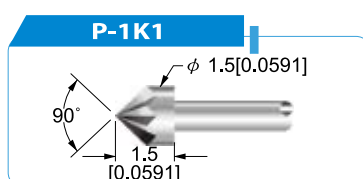
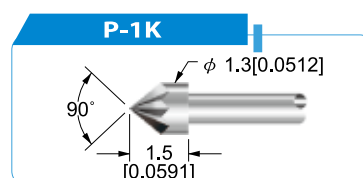
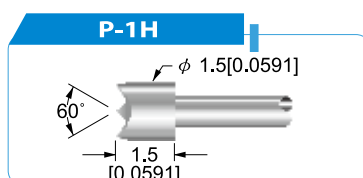
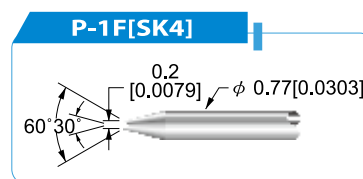
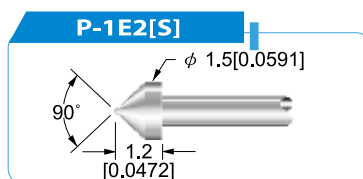
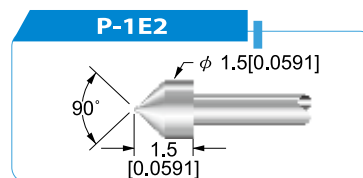
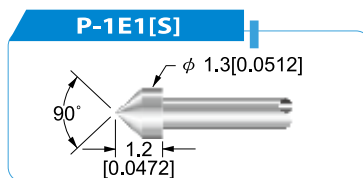
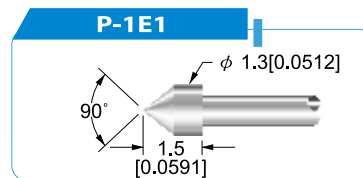
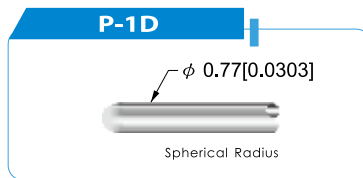
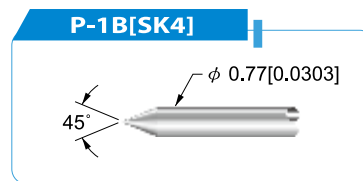
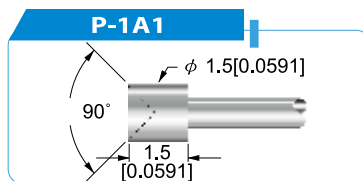
接觸電阻 Contact Resistance

30 mΩ (毫歐姆)

建議鑽孔尺寸

Recommended Hole Size

1.35mm[0.0531]~1.40mm[0.0551]



● 規格變動不另行通知

Specification Subject to change without notice



R-1

精密探針系列

SERIES PRECISION RECEPTACLES

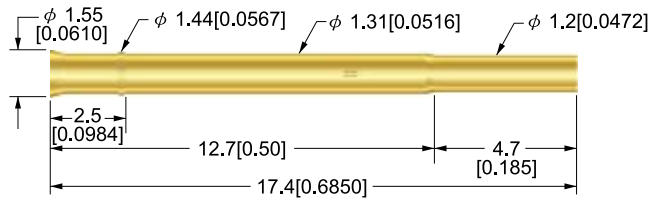
Dimensions In Millimeter[inch]

單位：公釐[英吋]

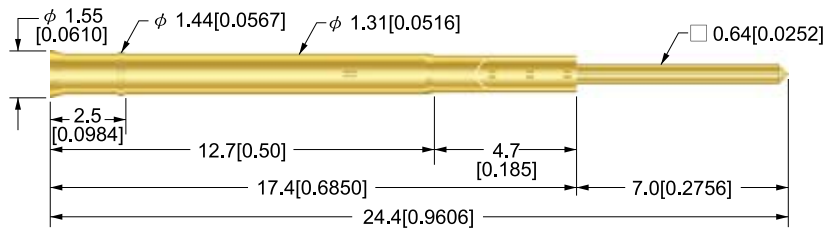
● 規格變動不另行通知

Specification Subject to change without notice

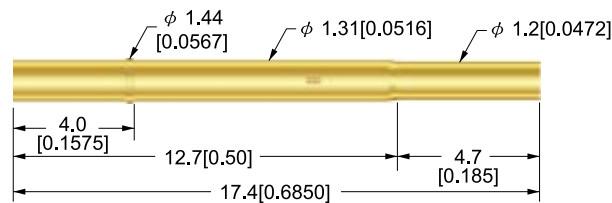
R-1VC



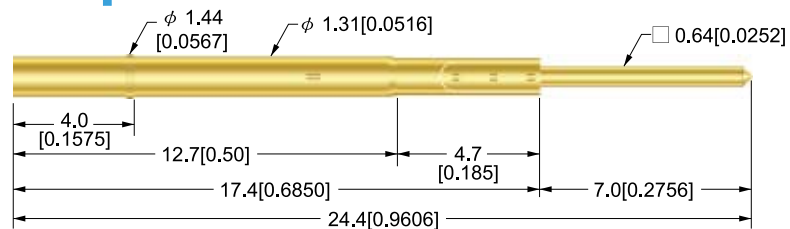
R-1V-2



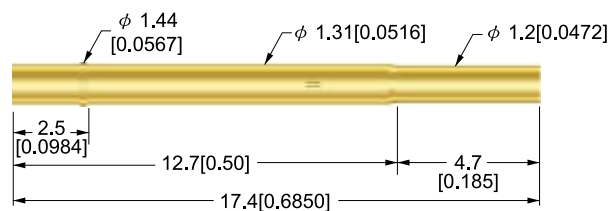
R-1W2C



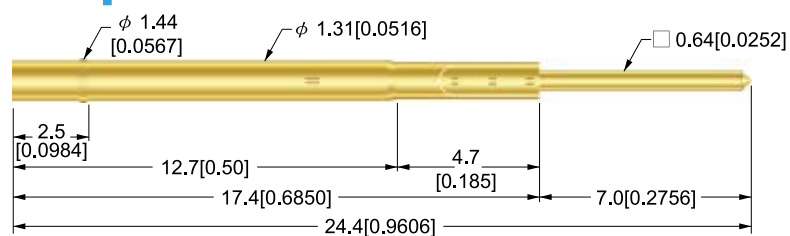
R-1W2-2



R-1W1C



R-1W1-2






精密探針系列

SERIES PRECISION PROBES

P-11

Dimensions In Millimeter[inch]

單位：公釐[英吋]



針軸 Plunger

鍍銅或高碳鋼鍍銻或鍍金
Beryllium copper or SK4 With
Rhodium Plated or Gold plated

內管 Barrel

磷青銅鍍金
Phosphor Bronze with Gold Plated

彈簧 Spring

不銹鋼
Stainless Steel

外管 Receptacle

磷青銅或青銅鍍金
Phosphor Bronze or Brass with
Gold Plated

最小中心距 Min.Center

1.90mm[0.0749]

最大行程 Full Stroke

4.20mm[0.1654]

行程全壓彈力(±20%)

Full Stroke Spring Force (±20%)

150g[5.29oz]

2/3行程彈力(±20%)

2/3 Stroke Spring Force (±20%)

80g[2.82oz]

額定電流 Current Rating

3A (安培)

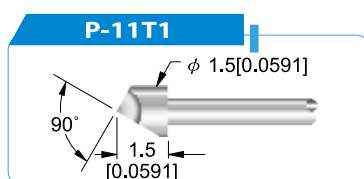
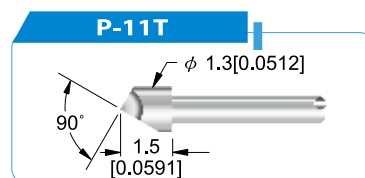
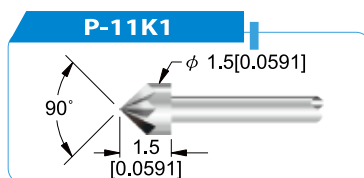
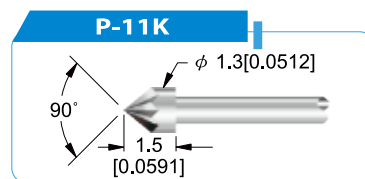
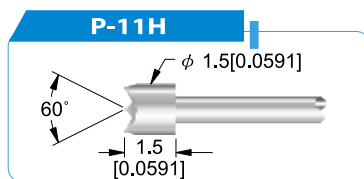
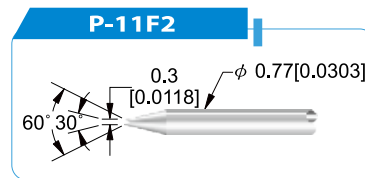
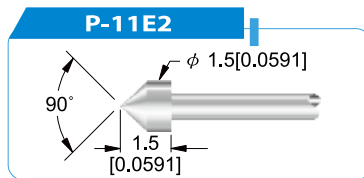
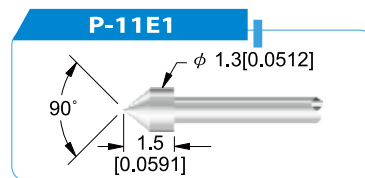
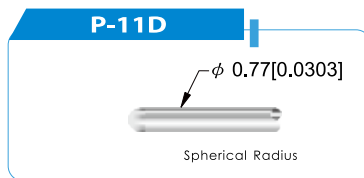
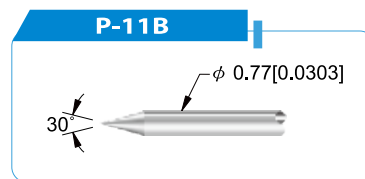
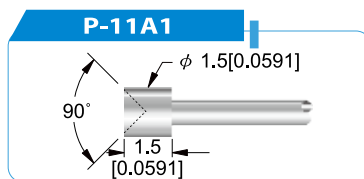
接觸電阻 Contact Resistance

30 mΩ (毫歐姆)

建議鑽孔尺寸

Recommended Hole Size

1.35mm[0.0531]~1.40mm[0.0551]



● 規格變動不另行通知

Specification Subject to change without notice



R-11

精密探針系列

SERIES PRECISION RECEPTACLES

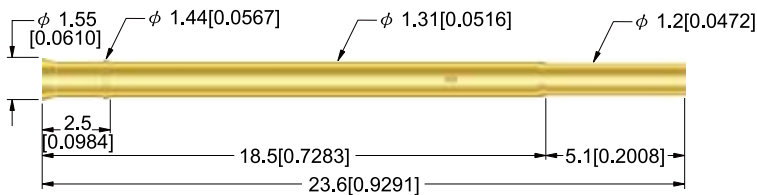
Dimensions In Millimeter[inch]

單位：公釐[英吋]

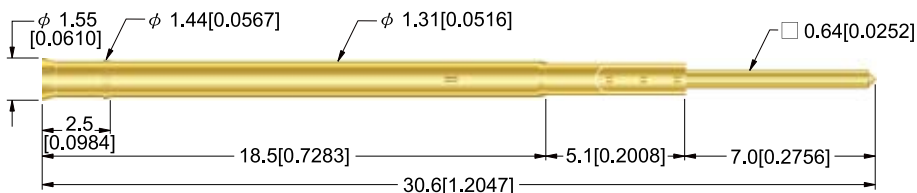
● 規格變動不另行通知

Specification Subject to change without notice

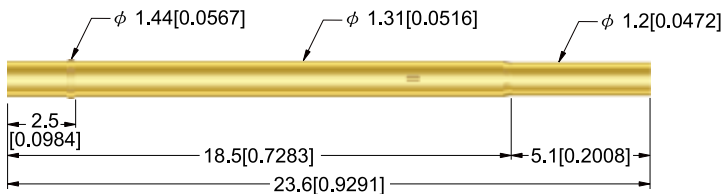
R-11VC



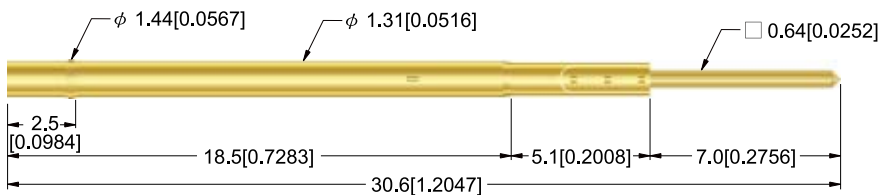
R-11V-2



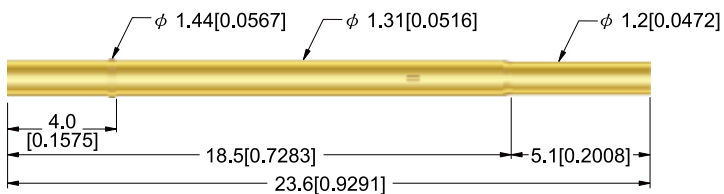
R-11W1C



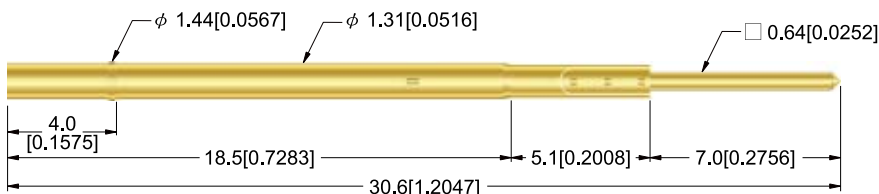
R-11W1-2



R-11W2C



R-11W2-2



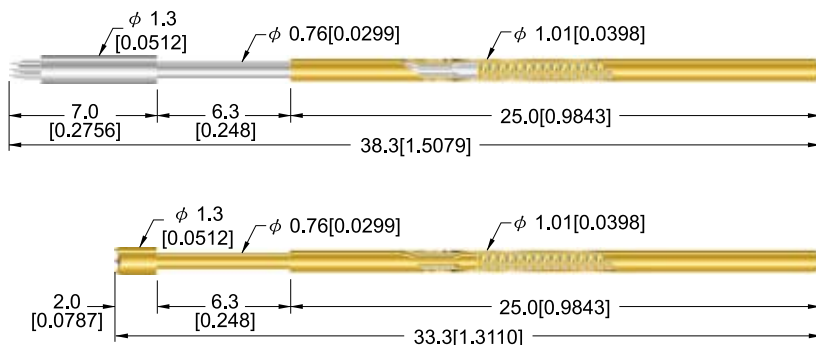
精密探針系列

SERIES PRECISION PROBES

P-111

Dimensions In Millimeter[inch]

單位：公釐[英吋]



針軸 Plunger

鍍銅或高碳鋼鍍金或鍍鎳
Beryllium Copper or SK4 With
Gold Plated or Nickel Plated

內管 Barrel

磷青銅鍍金
Phosphor Bronze with Gold Plated

彈簧 Spring

琴鋼線鍍金
Music Wire with Gold Plated

外管 Receptacle

磷青銅或青銅鍍金
Phosphor Bronze or Brass
with Gold Plated

最小中心距 Min.Center

1.90mm[0.0748]

最大行程 Full Stroke

6.30mm[0.248]

行程全壓彈力(±20%)

Full Stroke Spring Force (±20%)

250g[8.82oz]

2/3行程彈力(±20%)

2/3 Stroke Spring Force (±20%)

170g[6.0oz]

額定電流 Current Rating

3A (安培)

接觸電阻 Contact Resistance

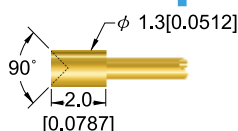
30 mΩ (毫歐姆)

建議鑽孔尺寸

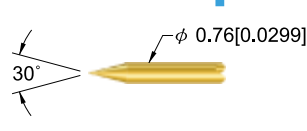
Recommended Hole Size

1.35mm[0.0531]~1.40mm[0.0551]

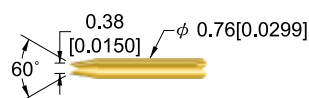
P-111A



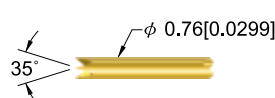
P-111B[SK4]



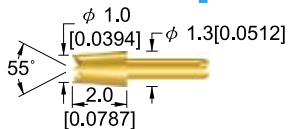
P-111F[SK4]



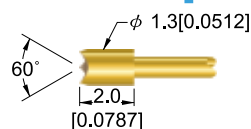
P-111F1[SK4]



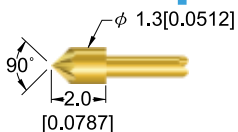
P-111F2



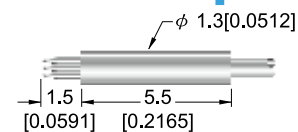
P-111H



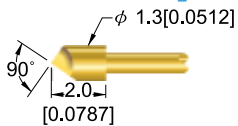
P-111K



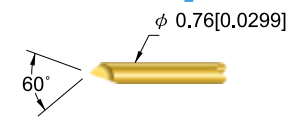
P-111M3[SK4]



P-111T1



P-111T2[SK4]





R-111

精密探針系列

SERIES PRECISION RECEPTACLES

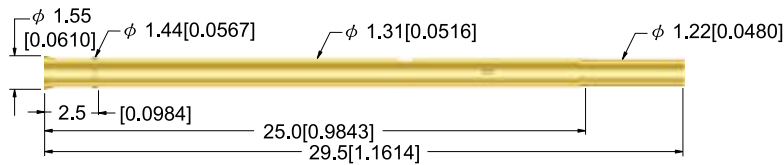
Dimensions In Millimeter[inch]

單位：公釐[英吋]


● 規格變動不另行通知

Specification Subject to change without notice

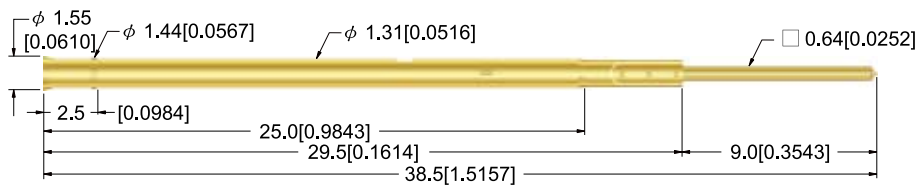
R-111VC



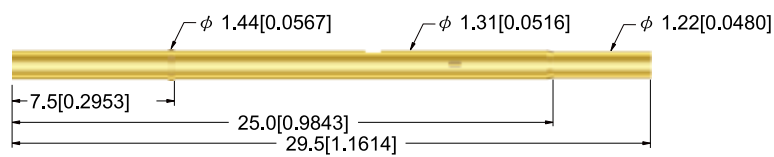
R-111VT



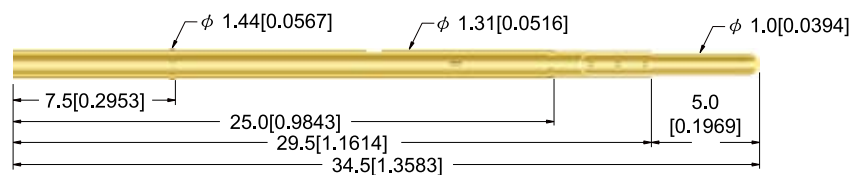
R-111V-1



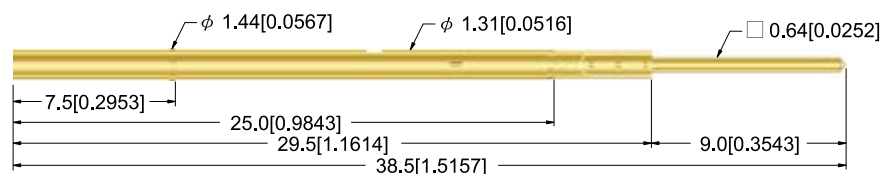
R-111WC



R-111WT



R-111W-1





精密探針系列


SERIES PRECISION PROBES

P-21


Dimensions In Millimeter[inch]

單位：公釐[英吋]

P-21



P-23



針軸 Plunger

鍍銅或高碳鋼鍍銻或鍍金
Beryllium copper or SK4 With
Rhodium Plated or Gold plated

內管 Barrel

磷青銅或青銅鍍金
Phosphor Bronze or Brass with
Gold Plated

彈簧 Spring

不銹鋼
Stainless Steel

外管 Receptacle

磷青銅或青銅鍍金
Phosphor Bronze or Brass with
Gold Plated

最小中心距 Min.Center

2.54mm[0.10]

最大行程 Full Stroke 21# 23#
4.2mm 3.0mm
[0.1654] [0.1181]

行程全壓彈力(±20%)

Full Stroke Spring Force (±20%)

150g[5.29oz]

2/3行程彈力(±20%)

2/3 Stroke Spring Force (±20%)

115g[4.06oz]

額定電流 Current Rating

3A (安培)

接觸電阻 Contact Resistance

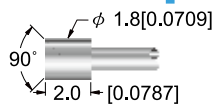
30 mΩ (毫歐姆)

建議鑽孔尺寸

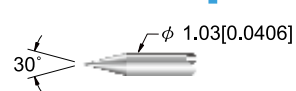
Recommended Hole Size

1.70mm[0.0669]~1.75mm[0.0689]

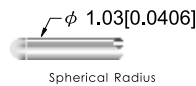
P-21A1



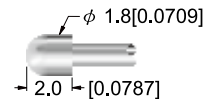
P-21B



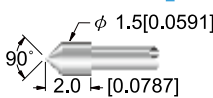
P-21D



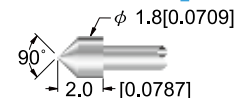
P-21D2



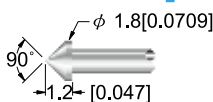
P-21E1



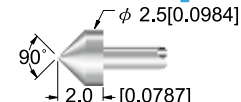
P-21E2



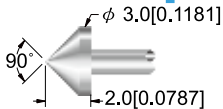
P-21E2[S]



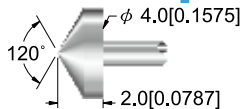
P-21E4



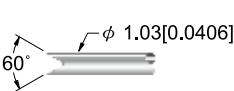
P-21E5



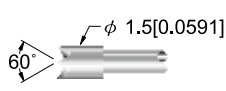
P-21E6



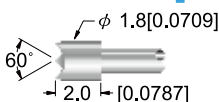
P-21F



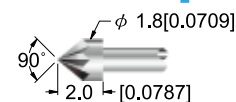
P-21F1



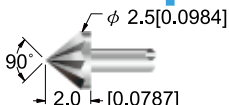
P-21H



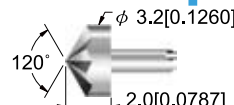
P-21K2



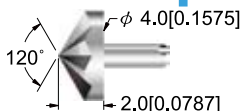
P-21K4



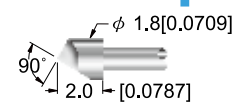
P-21K5



P-21K6



P-21T1



● 規格變動不另行通知
Specification Subject to change without notice



R-2

精密探針系列

SERIES PRECISION PROBES

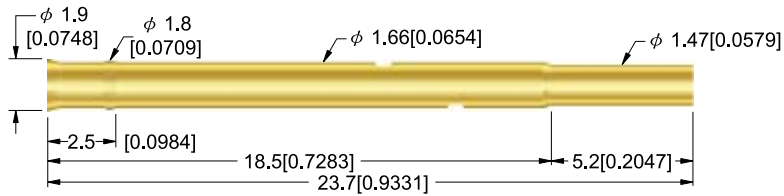
Dimensions In Millimeter[inch]

單位：公釐[英吋]

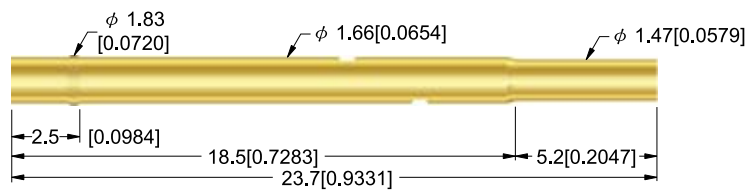
● 規格變動不另行通知

Specification Subject to change without notice

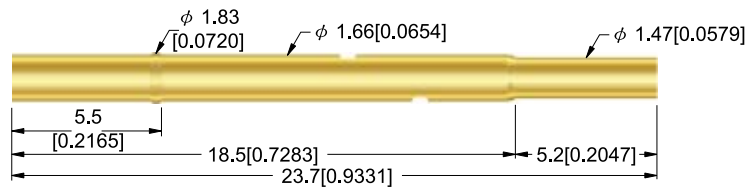
R-2VC



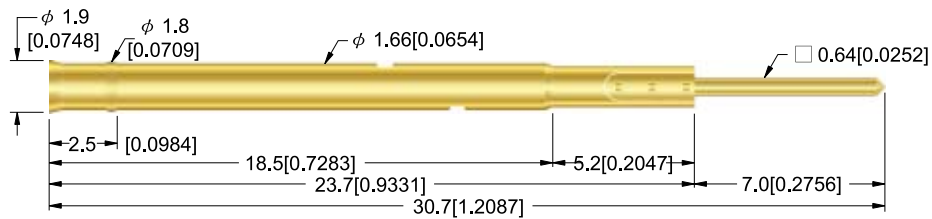
R-2W1C



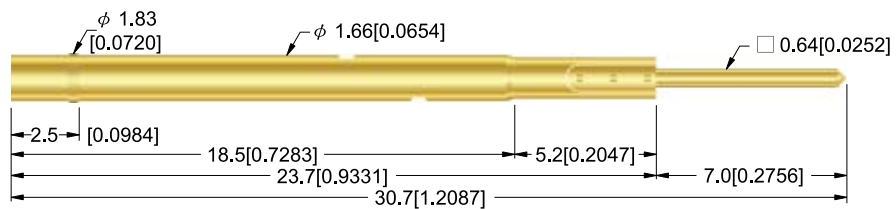
R-2W2C




R-2V-2



R-2W1-2



R-2W2-2





精密探針系列

SERIES PRECISION PROBES

P-02

Dimensions In Millimeter[inch]

單位：公釐[英吋]



針軸 Plunger

鍍銅或高碳鋼鍍銻
Beryllium copper or SK4 With
Rhodium Plated

內管 Barrel

磷青銅鍍金
Phosphor Bronze with Gold Plated

彈簧 Spring

琴鋼線鍍金
Music Wire with Gold Plated

外管 Receptacle

磷青銅鍍金
Phosphor Bronze with Gold Plated

最小中心距 Min.Center

1.27mm[0.05]

最大行程 Full Stroke

4.20mm[0.1654]

行程全壓彈力(±20%)

Full Stroke Spring Force (±20%)

150g[5.29oz]

2/3行程彈力(±20%)

2/3 Stroke Spring Force (±20%)

100g[3.53oz]

額定電流 Current Rating

3A (安培)

接觸電阻 Contact Resistance

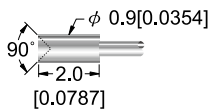
30 mΩ (毫歐姆)

建議鑽孔尺寸

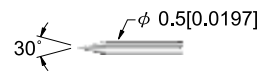
Recommended Hole Size

0.95mm[0.0374]


P02A1



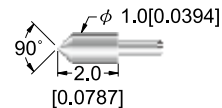
P-02B



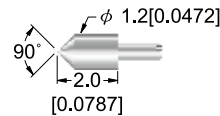
P-02D



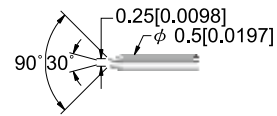
P-02E1



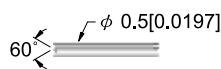
P-02E2



P-02F



P-02H



● 規格變動不另行通知

Specification Subject to change without notice



R-02

精密探針系列

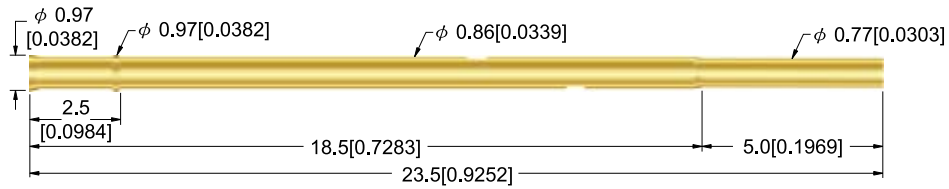
SERIES PRECISION RECEPTACLES

Dimensions In Millimeter[inch]

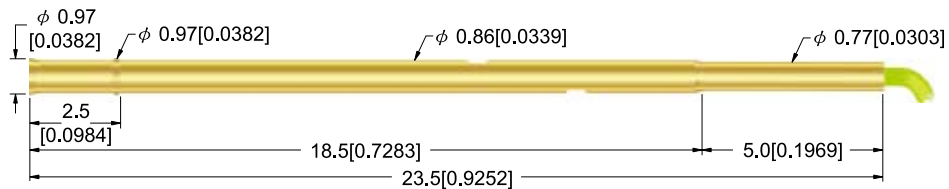
單位：公釐[英吋]

R-02

R-02VC



R-02V[W]



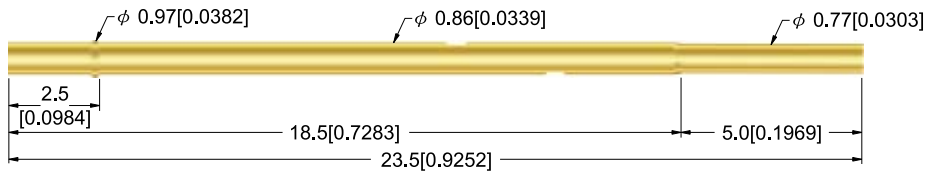
Receptacle with Terminal Wire

尾端導線：鉚線、焊線

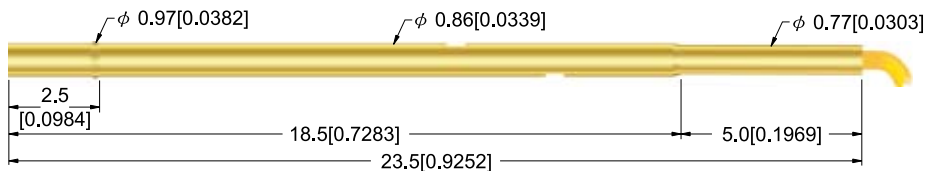
Wire Length:700mm

線長：700mm

R-02WC



R-02W[W]



Receptacle with Terminal Wire

尾端導線：鉚線、焊線

Wire Length:700mm

線長：700mm

● 規格變動不另行通知

Specification Subject to change without notice



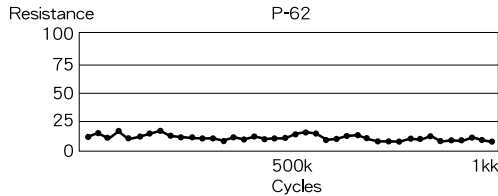
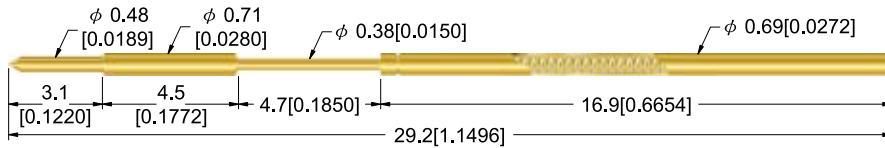
精密探針系列

SERIES PRECISION PROBES

P-62

Dimensions In Millimeter[inch]

單位：公釐[英吋]



針軸 Plunger

鍍銅或高碳鋼鍍金
Beryllium copper or SK4 With Gold Plated

內管 Barrel

磷青銅鍍金
Phosphor Bronze with Gold Plated

彈簧 Spring

琴鋼線鍍金
Music Wire with Gold Plated

外管 Receptacle

磷青銅鍍金
Phosphor Bronze with Gold Plated

最小中心距 Min.Center

1.27mm[0.05]

最大行程 Full Stroke

4.2mm[0.1654]

行程全壓彈力(±20%)

Full Stroke Spring Force (±20%)

150g[5.29oz]

2/3行程彈力(±20%)

2/3 Stroke Spring Force (±20%)

100g[3.53oz]

額定電流 Current Rating

3A (安培)

接觸電阻 Contact Resistance

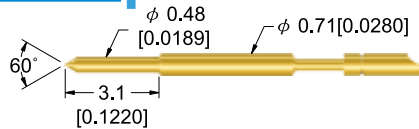
30 mΩ (毫歐姆)

建議鑽孔尺寸


Recommended Hole Size

0.95mm[0.0374]

P-62B




P-62F



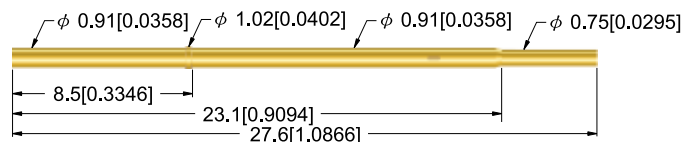
P-62H



P-62T



R-62W






P-25

精密探針系列

SERIES PRECISION PROBES

Dimensions In Millimeter[inch]

單位：公釐[英吋]



針軸 Plunger

鍍銅或高碳鋼鍍金或鍍鎳
Beryllium Copper or SK4 With
Gold Plated or Nickel Plated

內管 Barrel

磷青銅鍍金
Phosphor Bronze with Gold Plated

彈簧 Spring

琴鋼線鍍金
Music Wire with Gold Plated

外管 Receptacle

磷青銅鍍金
Phosphor Bronze with Gold Plated

最小中心距 Min.Center

2.54mm[0.10]

最大行程 Full Stroke

6.30mm[0.248]

行程全壓彈力(±20%)

Full Stroke Spring Force (±20%)

350g[12.34oz]

2/3行程彈力(±20%)

2/3 Stroke Spring Force (±20%)

230g[8.11oz]

額定電流 Current Rating

3A (安培)

接觸電阻 Contact Resistance

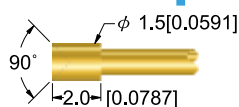
75 mΩ (毫歐姆)

建議鑽孔尺寸

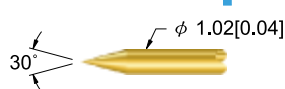
Recommended Hole Size

1.70mm[0.0669]~1.75mm[0.0689]


P-25A



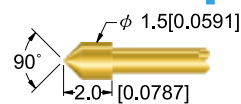
P-25B[SK]



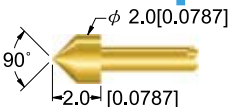
P-25D



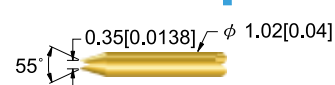
P-25E



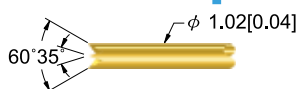
P-25E1




P-25F[SK4]



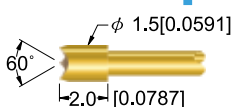
P-25F1[SK4]



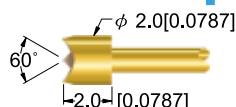
P-25F2



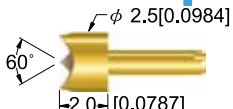
P-25H



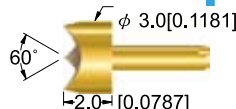
P-25H1



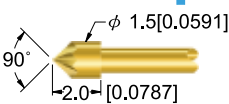
P-25H3



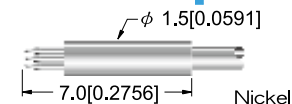
P-25H5



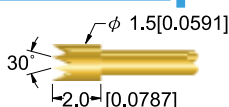
P-25K



P-25M3



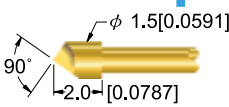
P-25Q1



P-25T1[SK4]



P-25T2



● 規格變動不另行通知

Specification Subject to change without notice



精密探針系列

SERIES PRECISION PROBES


R-25

Dimensions In Millimeter[inch]


單位：公釐[英吋]

右圖表示在外套管壓配後有4種高度，在實板測試時因零件腳部高低不同，可選用不同高度的外套管以調探針伸縮之適當行程達成最佳測試效果。

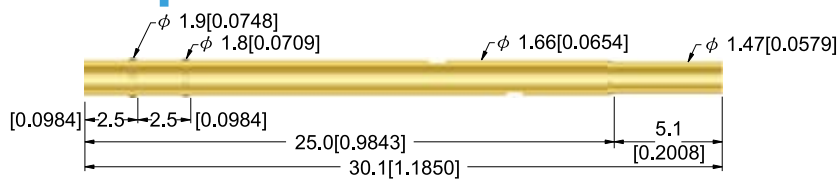
The picture on the right side show four different heights after receptacles are pressed. For loaded board, to cope with different component leads' heights, you can select different receptacles to adjust the height to have a fine contact during the test.



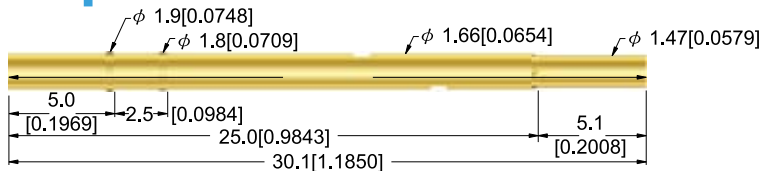
R-25W1C



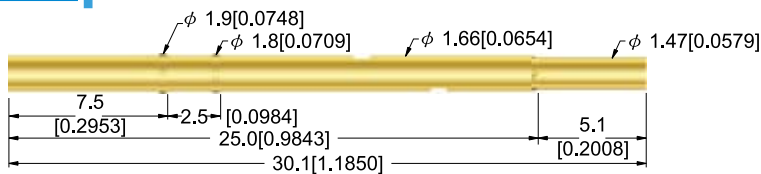
R-25W2C



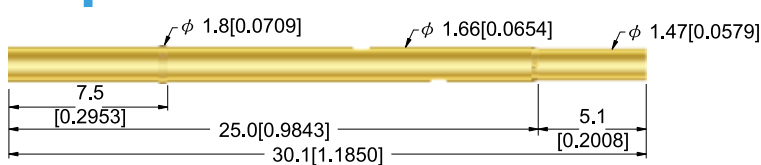
R-25W3C



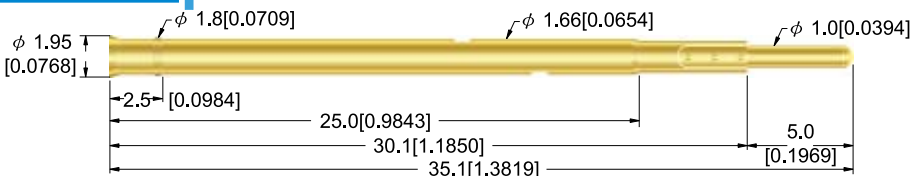
R-25W4C



R-25W5C



R-25W1T



● 規格變動不另行通知

Specification Subject to change without notice



R-25

精密探針系列

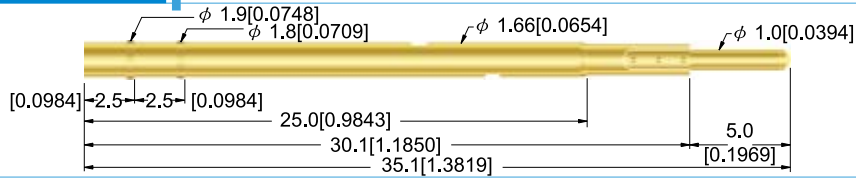
SERIES PRECISION RECEPTACLES

Dimensions In Millimeter[inch]

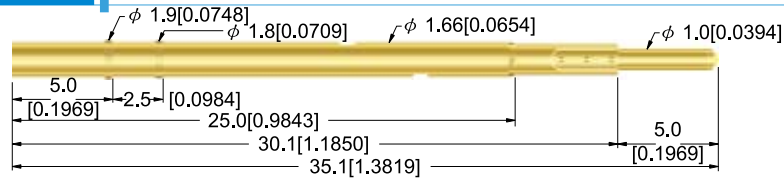
單位：公釐[英吋]

● 規格變動不另行通知 Specification Subject to change without notice

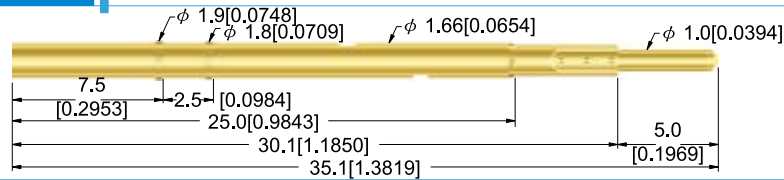
R-25W2T



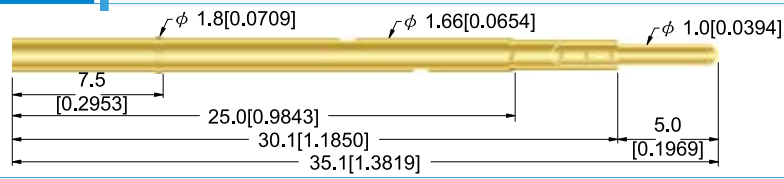
R-25W3T




R-25W4T



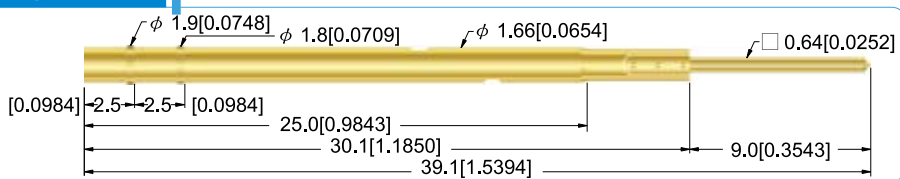
R-25W5T



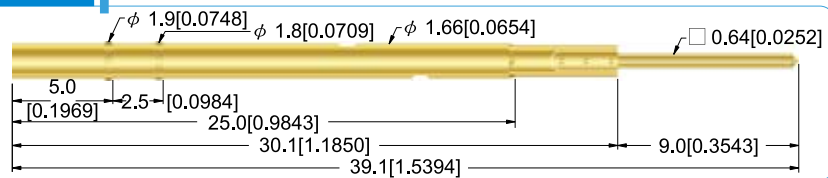
R-25W1W



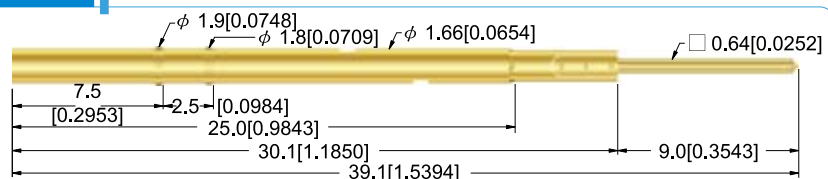
R-25W2W



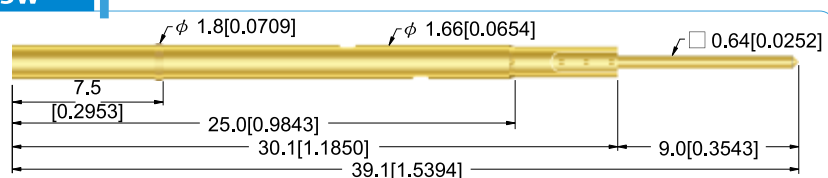
R-25W3W



R-25W4W



R-25W5W






Dimensions In Millimeter[inch]

單位：公釐[英吋]

精密探針系列

SERIES PRECISION PROBES

CCP-05



針軸 Plunger

高碳鋼鍍鎳
High Carbon Steel with
Nickel Plated

內管 Barrel

磷青銅鍍金
Phosphor Bronze with Gold Plated

彈簧 Spring

不銹鋼
Stainless Steel

最小中心距 Min.Center

2.0mm[0.0787]

最大行程 Full Stroke

6~7mm[0.2362-0.2756]

行程全壓彈力(±20%)

Full Stroke Spring Force (±20%)

170g[6.00oz]

2/3行程彈力(±20%)

2/3 Stroke Spring Force (±20%)

110g[3.88oz]

裝置方式 Way of Inserting

[Press] (置入)

建議鑽孔尺寸

Recommended Hole Size

1.40mm[0.0551]

品名

MODEL

A

B

品名

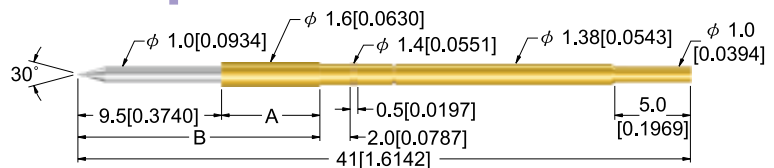
MODEL

A

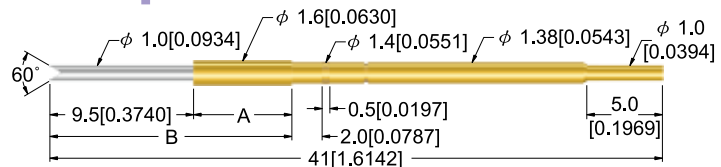
B

CCP-05B[10]	0.5[0.0197]	26[1.0236]	CCP-05B[16]	6.5[0.2559]	20[0.7874]
CCP-05F[10]	0.5[0.0197]	26[1.0236]	CCP-05F[16]	6.5[0.2559]	20[0.7874]
CCP-05T[10]	0.5[0.0197]	26[1.0236]	CCP-05T[16]	6.5[0.2559]	20[0.7874]

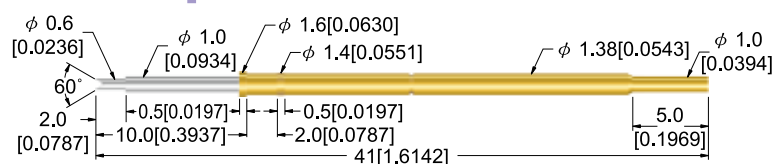
CCP-05B



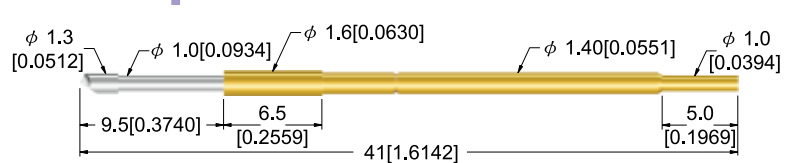
CCP-05F



CCP-05F1



CCP-05T



● 規格變動不另行通知

Specification Subject to change without notice



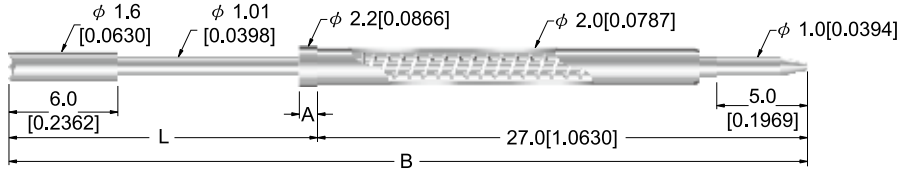
CCP-10

精密探針系列

SERIES PRECISION PROBES

Dimensions In Millimeter[inch]

單位：公釐[英吋]



針軸 Plunger

高碳鋼鍍鎳
High Carbon Steel with
Nickel Plated

內管 Barrel

青銅鍍鎳
Brass with Nickel Plated

彈簧 Spring

不銹鋼
Stainless Steel

品名 MODEL	A	B	L	品名 MODEL	A	B	L
CCP-10B[16]	1[0.0394]	43[1.6929]	16[0.6299]	CCP-10M3[16]	1[0.0394]	43[1.6929]	16[0.6299]
CCP-10B[23]	4[0.1575]	50[1.9685]	23[0.9055]	CCP-10M3[23]	4[0.1575]	50[1.9685]	23[0.9055]
品名 MODEL	A	B	L	品名 MODEL	A	B	L
CCP-10H[16]	1[0.0394]	43[1.6929]	16[0.6299]	CCP-10F[16]	1[0.0394]	43[1.6929]	16[0.6299]
CCP-10H[23]	4[0.1575]	50[1.9685]	23[0.9055]	CCP-10F[23]	4[0.1575]	50[1.9685]	23[0.9055]

最小中心距 Min.Center

2.5mm[0.0984]

最大行程 Full Stroke

6~7mm [0.2362-0.2756]

行程全壓彈力(±20%)

Full Stroke Spring Force (±20%)

270g[9.52oz]

2/3行程彈力(±20%)

2/3 Stroke Spring Force (±20%)

180g[6.35oz]

裝置方式 Way of Inserting

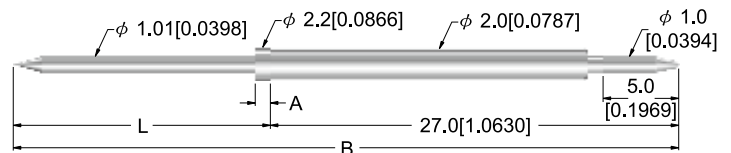
[Press] (置入)

建議鑽孔尺寸

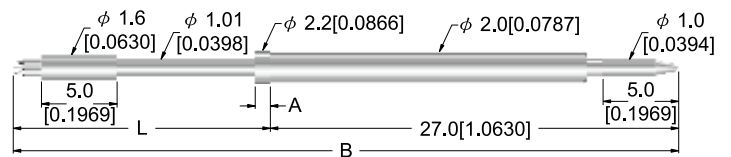
Recommended Hole Size

2.0mm[0.0787]

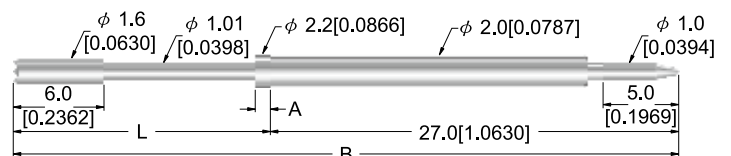
CCP-10B[L]



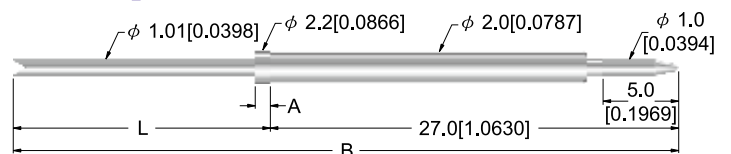
CCP-10M3[L]



CCP-10H[L]



CCP-10F[L]



● 規格變動不另行通知

Specification Subject to change without notice



精密探針系列

SERIES PRECISION PROBES

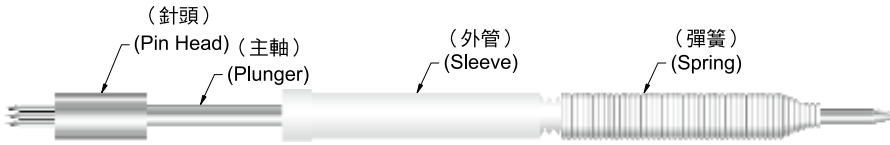
CCP-15

Dimensions In Millimeter[inch]

單位：公釐[英吋]

CCP-15

C.C.P CONTACT PROBES



針軸 Plunger

高碳鋼鍍鎳
High Carbon Steel with
Nickel Plated

內管 Barrel

塑鋼
Antiwear Resin

彈簧 Spring

不銹鋼
Stainless Steel

最小中心距 Min.Center

3.5mm[0.1378]

最大行程 Full Stroke

6~7mm [0.2362-0.2756]

行程全壓彈力(±20%)

Full Stroke Spring Force (±20%)

270g[9.52oz]

2/3行程彈力(±20%)

2/3 Stroke Spring Force (±20%)

180g[6.35oz]

裝置方式 Way of Inserting

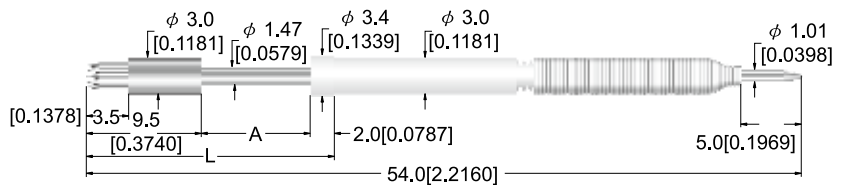
[Press] (置入)

建議鑽孔尺寸

Recommended Hole Size

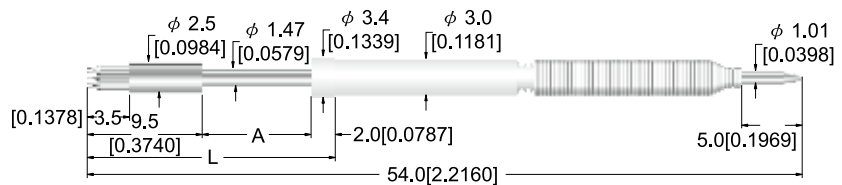
3.0mm[0.1181]

CCP-15M7[L]



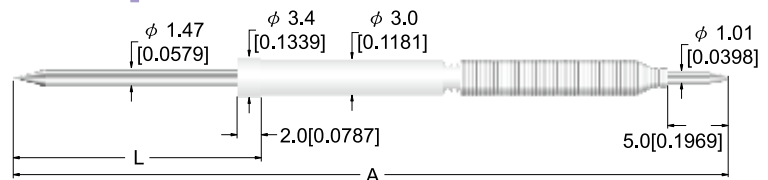
品名 MODEL	L	A	最小中心距 Min. Center	彈力 Spring Force	外管 Sleeve
CCP-15M7[20]	20 [0.7874]	85 [0.3346]	3.5mm [0.1378]	270g [9.52oz]	塑鋼外管 Antiwear Resin Sleeve
CCP-15M7[23]	23 [0.9055]	115 [0.4528]	3.5mm [0.1378]	270g [9.52oz]	Resin Sleeve

CCP-15M3[L]



品名 MODEL	L	A	最小中心距 Min. Center	彈力 Spring Force	外管 Sleeve
CCP-15M3[20]	20 [0.7874]	85 [0.3346]	3.5mm [0.1378]	270g [9.52oz]	塑鋼外管 Antiwear Resin Sleeve
CCP-15M3[23]	23 [0.9055]	115 [0.4528]	3.5mm [0.1378]	270g [9.52oz]	Resin Sleeve

CCP-15B[L]



品名 MODEL	L	A	最小中心距 Min. Center	彈力 Spring Force	外管 Sleeve
CCP-15B[16]	16 [0.5300]	50 [1.9685]	3.5mm [0.1378]	270g [9.52oz]	塑鋼外管 Antiwear Resin Sleeve
CCP-15B[20]	20 [0.7874]	54 [2.1260]	3.5mm [0.1378]	270g [9.52oz]	Resin Sleeve
CCP-15B[23]	23 [0.9055]	54 [2.1260]	3.5mm [0.1378]	270g [9.52oz]	

● 規格變動不另行通知

Specification Subject to change without notice



CCP-15

精密探針系列

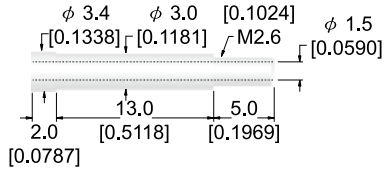
SERIES PRECISION PROBES

Dimensions In Millimeter[inch]

單位：公釐[英吋]

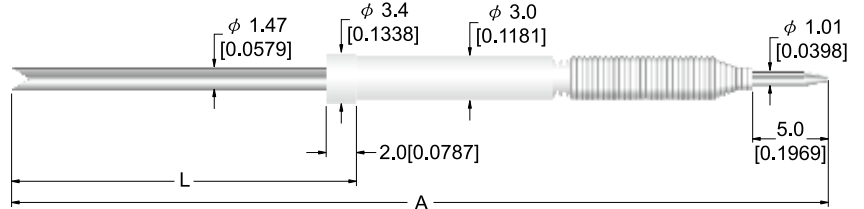
塑鋼外管

Antiwear Resin Sleeve



材質	塑鋼
Material	Antiwear Resin
Heat-Proof Temperature	100°
耐熱溫度	

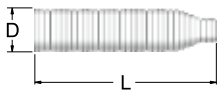
CCP-15F[L]



品名	L	A	最小中心距	外管
MODEL			Min. Center	Sleeve
CCP-15F[16]	16 [0.6300]	50 [1.9635]	3.5mm [0.1378]	
CCP-15F[20]	20 [0.7874]	54 [2.1260]	3.5mm [0.1378]	Antiwear Resin Sleeve
CCP-15F[23]	23 [0.9055]	54 [2.1260]	3.5mm [0.1378]	塑鋼外管

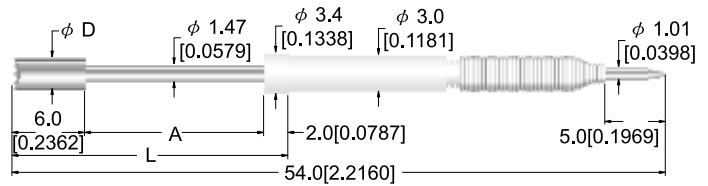
彈簧

Spring



品名	$\phi 0.35 \times 14$	$\phi 0.35 \times 12$
MODEL		
D	2.9 [0.1142]	2.9 [0.1142]
L	14 [0.5512]	12 [0.4724]
線徑	0.35mm	0.35mm
Diameter	[0.138]	[0.138]
用途	CCP-15□(16)	
Application	CCP-15□(20)	
	CCP-15□(23)	
材質	Stainless Steel	
Material	不銹鋼	

CCP-15H[ϕD][L]



品名	L	A	D	最小中心距	外管
MODEL				Min. Center	Sleeve
CCP-15H[$\phi 2.6$][20]	20 [0.7874]	12 [0.4724]	2.6 [0.1024]	3.5mm [0.1378]	
CCP-15H[$\phi 2.6$][23]	23 [0.9055]	15 [0.5906]	2.6 [0.1024]	3.5mm [0.1378]	
CCP-15H[$\phi 3.2$][20]	20 [0.7874]	12 [0.4724]	3.2 [0.1260]	3.5mm [0.1378]	Antiwear Resin Sleeve
CCP-15H[$\phi 3.2$][23]	23 [0.9055]	15 [0.5906]	3.2 [0.1260]	3.5mm [0.1378]	塑鋼外管
CCP-15H[$\phi 4.0$][20]	20 [0.7874]	12 [0.4724]	4.0 [0.1575]	4.5mm [0.1772]	
CCP-15H[$\phi 4.0$][23]	23 [0.9055]	15 [0.5906]	4.0 [0.1575]	4.5mm [0.1772]	

● 規格變動不另行通知

Specification Subject to change without notice



精密探針系列

SERIES PRECISION PROBES

CCP-101

Dimensions In Millimeter(inch)

單位：公釐[英吋]

● 規格變動不另行通知 Specification Subject to change without notice

針軸 Plunger

高碳鋼鍍鎳
High Carbon Steel with Nickel Plated

內管 Barrel

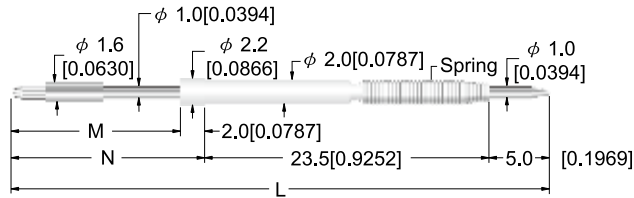
塑鋼 Antiwear Resin

彈簧 Spring

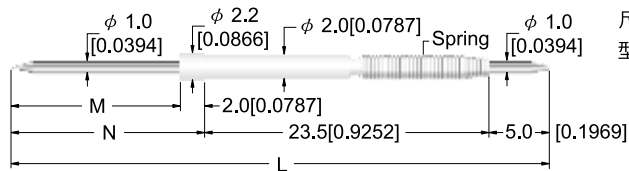
不銹鋼 Stainless Steel

使用行程 Recommended Stroke

6.0mm [0.2362]

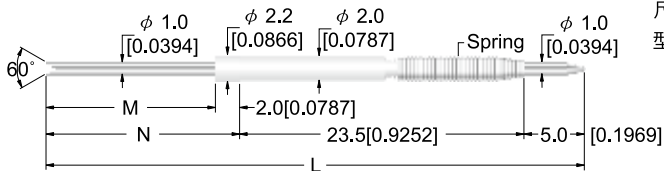


CCP-101B



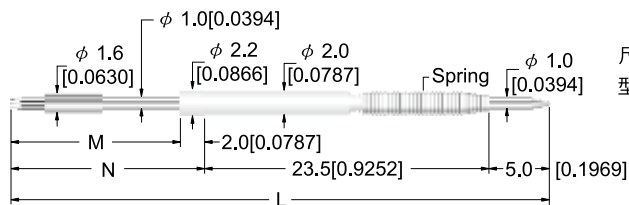
尺寸 型號	dimension Item No.	M	N	L
CCP-101B[16]		14 [0.5512]	16 [0.630]	44.5 [1.7520]
CCP-101B[22]		20 [0.7874]	22 [0.8661]	50.5 [1.9882]

CCP-101F



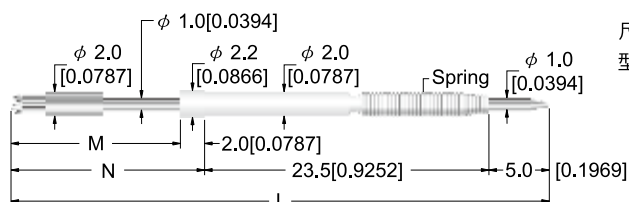
尺寸 型號	dimension Item No.	M	N	L
CCP-101F[16]		14 [0.5512]	16 [0.630]	44.5 [1.7520]
CCP-101F[22]		20 [0.7874]	22 [0.8661]	50.5 [1.9882]

CCP-101M3

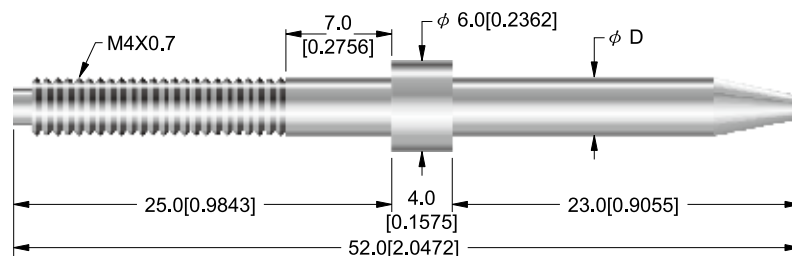


尺寸 型號	dimension Item No.	M	N	L
CCP-101M3[16]		14 [0.5512]	16 [0.630]	44.5 [1.7520]
CCP-101M3[22]		20 [0.7874]	22 [0.8661]	50.5 [1.9882]

CCP-101M7



尺寸 型號	dimension Item No.	M	N	L
CCP-101M7[16]		14 [0.5512]	16 [0.630]	44.5 [1.7520]
CCP-101M7[22]		20 [0.7874]	22 [0.8661]	50.5 [1.9882]



實板用

Material : Copper

(For Loaded Board)

型號 Model	φ D
GL-1S	φ 1.95 [0.0768]
GL-2S	φ 2.45 [0.0965]
GL-3S	φ 2.95 [0.1161]
GL-4S	φ 3.15 [0.1240]
GL-5S	φ 3.45 [0.1358]
GL-6S	φ 3.75 [0.1476]
GL-7S	φ 3.85 [0.1516]
GL-8S	φ 3.95 [0.1555]
GL-9S	φ 4.45 [0.1752]
GL-10S	φ 4.95 [0.1949]
GL-11S	φ 5.95 [0.2343]
GL-12S	φ 3.25 [0.1280]
GL-13S	φ 3.35 [0.1319]
GL-14S	φ 2.35 [0.0925]
GL-15S	φ 2.75 [0.1083]
GL-16S	φ 2.85 [0.1122]



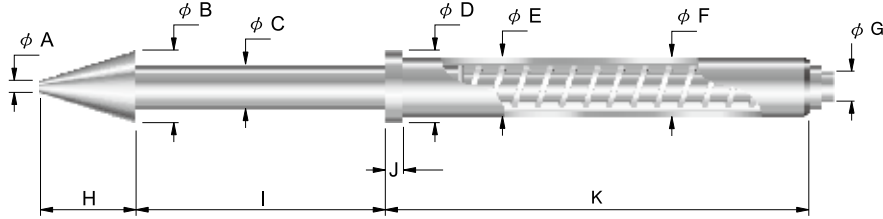
精密探針系列

SERIES GUIDE PINS

GP

Dimensions In Millimeter[inch]

單位：公釐[英吋]

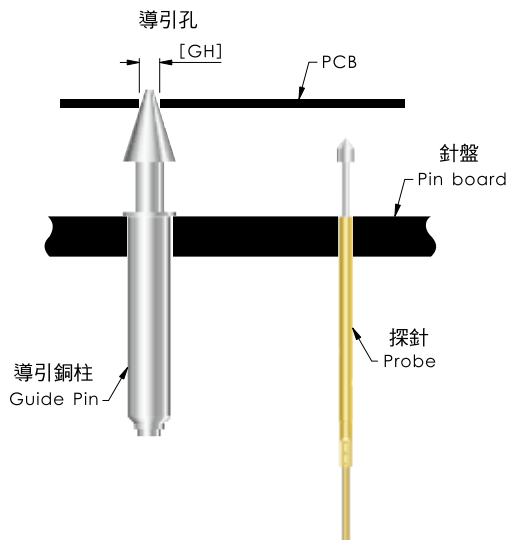


建議鑽孔尺寸 Recommended Hole Size	行程全壓彈力 (± 20%) Full Stroke Spring Force (±20%)	2/3 行程全壓彈力 (± 20%) 2/3 Stroke Spring Force (± 20%)	適用探針型號 Suitable For
5.00mm [0.1969]	300g [10.58oz]	200g [7.05oz]	CCP-15M3-23L
5.00mm [0.1969]	350g [12.34oz]	290g [10.23oz]	CCP-10-16L CCP-101-16L P-25 / P-111

實板用

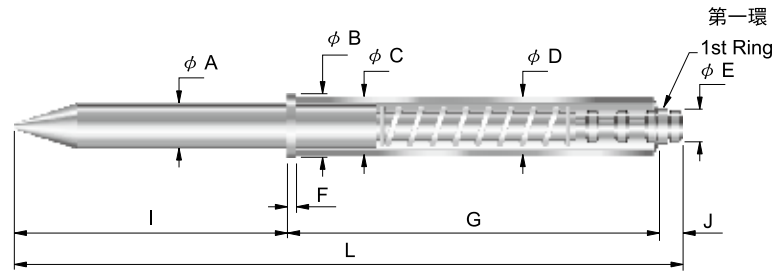
Guide Pin (For Loaded Board)

規格 型號	Spec Type	ϕA	ϕB	ϕC	ϕD	ϕE	ϕF	ϕG	H	I	J	K	導引孔大小 [GH] Q. D. PCB [GH]
I1-6.0		1.00 [0.0394]	6.00 [0.2362]	3.67 [0.1445]	6.00 [0.2362]	5.00 [0.1969]	4.95 [0.1949]	2.48 [0.0976]	7.90 [0.3110]	20.60 [0.8110]	1.50 [0.0591]	35.00 [1.3780]	1.0/1.05mm [0.0394]/[0.0413]
GP-2J		1.00 [0.0394]	6.50 [0.2559]	3.68 [0.1449]	6.00 [0.2362]	5.00 [0.1969]	4.95 [0.1949]	2.53 [0.0996]	7.80 [0.3071]	13.80 [0.5433]	1.00 [0.0394]	25.00 [0.9843]	1.30/1.35mm [0.0512]/[0.0531]



● 規格變動不另行通知

Specification Subject to change without notice



空板用

Guide Pin (For Bare Board)

規格 型號	Spec Type	ϕA	ϕB	ϕC	ϕD	ϕE	F	G	L	導引孔大小 [] O.D.PCB [I]	建議鑽孔尺寸 Recommended Hole Size	行程全壓彈力 ($\pm 20\%$) Full Stroke Spring Force ($\pm 20\%$)	2/3 行程全壓彈力 ($\pm 20\%$) 2/3 Stroke Spring Force ($\pm 20\%$)	適用探針型號 Suitable For
GP-1P		2.48 [0.0976]	3.50 [0.1378]	3.20 [0.1260]	3.15 [0.1240]	1.83 [0.0720]	0.50 [0.0197]	20.0 [0.7874]	32.80 [1.2913]	1.0/1.5mm [0.0394]/[0.0591]	3.20mm [0.1260]	150g [5.29oz]	100g [3.53oz]	P-048 P-1 P-058 P-23 P-0
GP-2P		3.98 [0.1567]	5.50 [0.2165]	5.00 [0.1969]	4.95 [0.1949]	2.53 [0.0996]	0.50 [0.0197]	25.0 [0.9843]	38.60 [1.5197]	1.0/3.0mm [0.0394]/[0.1181]	5.00mm [0.1969]	170g [6.00oz]	120g [4.23oz]	P-21 P-11 P-2
GP-3P		4.98 [0.1961]	7.00 [0.2756]	6.00 [0.2362]	5.95 [0.2343]	2.53 [0.0996]	0.50 [0.0197]	25.0 [0.9843]	38.50 [1.5157]	1.0/3.7mm [0.0394]/[0.1457]	6.0mm [0.2362]	300g [10.58oz]	220g [7.76oz]	P-048 P-1 P-058 P-23 P-0
GP-5P		3.48 [0.1370]	5.00 [0.1969]	4.5 [0.1772]	4.45 [0.1752]	2.53 [0.0996]	0.50 [0.0197]	25.0 [0.9843]	39.40 [1.5512]	1.0/3.0mm [0.0394]/[0.1181]	4.50mm [0.1772]	300g [10.58oz]	230g [8.11oz]	P-21 P-11 P-2

I	第一環 1st Ring	第二環 2nd	第三環 3rd	第四環 4th
GP-1P	11.6 [0.4567]	10.4 [0.4094]	9.2 [0.3622]	8.0 [0.3150]
GP-2P	12.15 [0.4783]	9.7 [0.3819]	7.25 [0.2854]	4.8 [0.1890]
GP-3P	12.25 [0.4823]	9.8 [0.3858]	7.35 [0.2894]	
GP-5P	12.95 [0.5098]	11.0 [0.4331]	9.05 [0.3563]	7.1 [0.2795]

J	第一環 1st Ring	第二環 2nd	第三環 3rd	第四環 4th
GP-1P	1.2 [0.0472]	2.4 [0.0945]	3.6 [0.1417]	4.8 [0.1890]
GP-2P	1.45 [0.0571]	3.9 [0.1535]	6.35 [0.2500]	8.8 [0.3465]
GP-3P	1.25 [0.0492]	3.7 [0.1457]	6.15 [0.2421]	
GP-5P	1.45 [0.0571]	3.4 [0.1339]	5.35 [0.2106]	7.3 [0.2874]

● 規格變動不另行通知

Specification Subject to change without notice







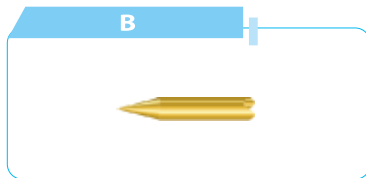
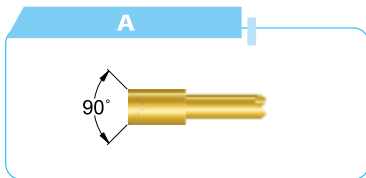
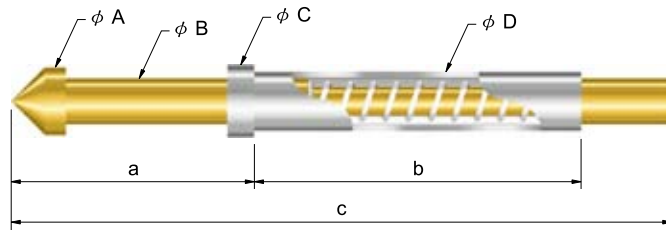
精密探針系列

SERIES PROBES

CSP-1~CSP-5

Dimensions In Millimeter[inch]

單位：公釐[英吋]



規格 型號	Spec Type	φA	φB	φC	φD	a	b	c	行程 Stroke	建議鑽孔尺寸 Recommended Hole Size	最小中心距 Min. Center	行程全壓彈力 (± 20%)		針軸材質 Probe Materials	接線形式 Connections
												Full Stroke Spring Force (± 20%)	2/3 Stroke Spring Force (± 20%)		
CSP-1		1.30 [0.0512]	0.75 [0.0295]	1.20 [0.0472]	0.98 [0.0386]	7 [0.2756]	9.50 [0.3740]	20.5 [0.8071]	4.5mm [0.1772]	1.0/1.05mm φ[0.0394]/[0.0413]	1.70mm [0.0669]	100g [3.53oz]	70g [2.47oz]	Becu 鍍銅	Solder 焊接
CSP-2		1.50 [0.0591]	0.95 [0.0374]	1.50 [0.0591]	1.34 [0.0528]	10 [0.3937]	13.0 [0.5118]	27.0 [1.0630]	6.0mm [0.2362]	1.30/1.35mm φ[0.0512]/[0.0531]	2.00mm [0.0787]	100g [3.53oz]	70g [2.47oz]	Becu 鍍銅	Solder 焊接
CSP-3		2.00 [0.0787]	1.29 [0.0508]	2.00 [0.0787]	1.83 [0.0720]	16.0 [0.6299]	16.0 [0.6299]	36.0 [1.4173]	12.0mm [0.4724]	1.80/1.85mm φ[0.0709]/[0.0728]	2.50mm [0.0984]	150g [5.29oz]	100g [3.53oz]	Becu 鍍銅	Solder 焊接
CSP-4		2.50 [0.0984]	1.80 [0.0709]	2.50 [0.0984]	2.33 [0.0917]	16.0 [0.6299]	18.0 [0.7087]	38.0 [1.4961]	10.5mm [0.4134]	2.30/2.35mm φ[0.0906]/[0.0925]	3.00mm [0.1181]	150g [5.29oz]	100g [3.53oz]	Becu 鍍銅	Solder or Crimp or 1.0mm Terminal Wire 焊接或插 1.0 端子線
CSP-5		3.50 [0.1378]	2.50 [0.0984]	3.50 [0.1378]	3.23 [0.1272]	16.0 [0.6299]	18.0 [0.7087]	38.0 [1.4961]	10.0mm [0.3937]	3.20/3.25mm φ[0.1260]/[0.1280]	4.20mm [0.1654]	200g [7.05oz]	140g [4.94oz]	Brass 青銅	Solder or Crimp or 1.5mm Terminal Wire 焊接或插 1.5 端子線

● 規格變動不另行通知

Specification Subject to change without notice



CSP-6



精密探針系列

SERIES PRECISION PROBES

Dimensions In Millimeter[inch]

單位：公釐[英吋]

CSP-6



針軸 Plunger

鍍銅鍍銻或鍍金
Beryllium Copper With
Rhodium Plated or gold plated

內管 Barrel

青銅鍍金
Brass with Gold Plated

彈簧 Spring

不銹鋼
Stainless Steel

外管 Receptacle

青銅鍍金
Brass with Gold Plated

最小中心距 Min.Center

2.54mm[0.1000]

最大行程 Full Stroke

1.50mm[0.0591]

行程全壓彈力(±20%)

Full Stroke Spring Force (±20%)

110g[3.88oz]

2/3行程彈力(±20%)

2/3 Stroke Spring Force (±20%)

80g[2.82oz]

額定電流 Current Rating

3A (安培)

接觸電阻 Contact Resistance

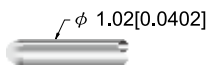
30 mΩ (毫歐姆)

建議鑽孔尺寸

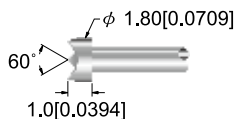
Recommended Hole Size

1.70mm[0.0669]~1.75mm[0.0689]


CSP-6D




CSP-6H




CSR-6WC




CSR-6WS



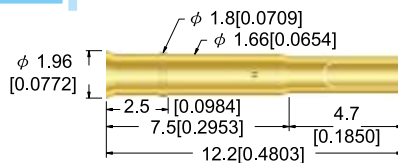
CSR-6W-2




CSR-6V



CSR-6VS



CSR-6V-2



● 規格變動不另行通知

Specification Subject to change without notice



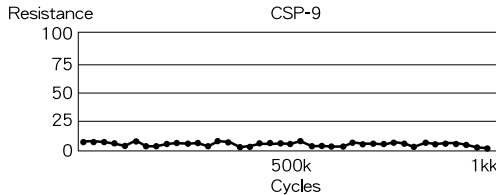

精密探針系列

SERIES PRECISION PROBES

CSP-9

Dimensions In Millimeter[inch]

單位：公釐[英吋]



針軸 Plunger

鍍銅鍍銻或鍍金
Beryllium Copper With
Rhodium Plated or gold plated

內管 Barrel

青銅鍍金
Brass with Gold Plated

彈簧 Spring

不銹鋼
Stainless Steel

外管 Receptacle

青銅鍍金
Brass with Gold Plated

最小中心距 Min.Center

3.17mm[0.1248]

最大行程 Full Stroke

6.35mm[0.2500]

行程全壓彈力(±20%)

Full Stroke Spring Force (±20%)

150g[5.29oz]

2/3行程彈力(±20%)

2/3 Stroke Spring Force (±20%)

100g[3.53oz]

額定電流 Current Rating

5A (安培)

接觸電阻 Contact Resistance

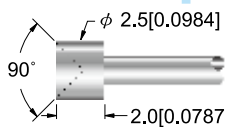
30 mΩ (毫歐姆)

建議鑽孔尺寸

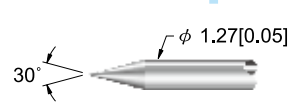
Recommended Hole Size

2.40mm[0.0945]~ 2.45mm[0.0965]

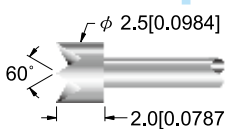
CSP-9A



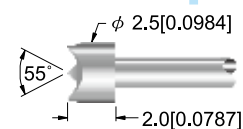
CSP-9B



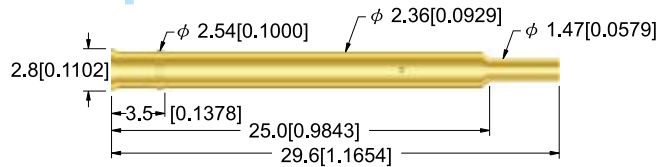
CSP-9F



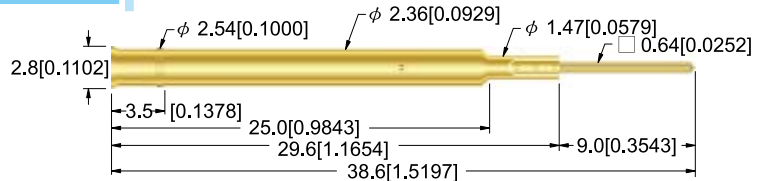
CSP-9H



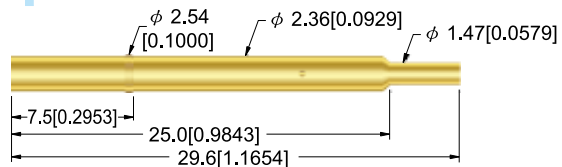
CSR-9VC



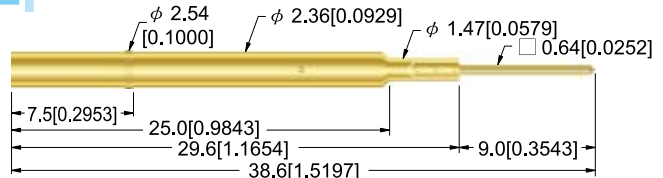
CSR-9V-1



CSR-9WC



CSR-9W-1



● 規格變動不另行通知

Specification Subject to change without notice



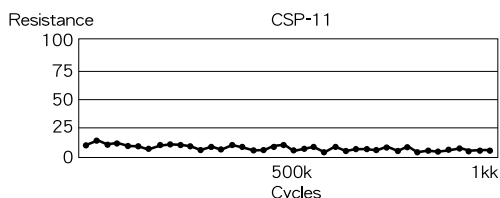
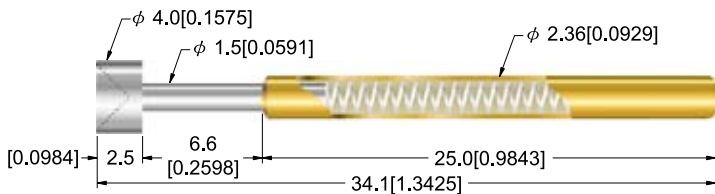
CSP-11

精密探針系列

SERIES PRECISION PROBES

Dimensions In Millimeter[inch]

單位：公釐[英吋]



針軸 Plunger

鍍銅鍍銻或鍍金
Beryllium Copper With
Rhodium Plated or gold plated

內管 Barrel

青銅鍍金
Brass with Gold Plated

彈簧 Spring

不銹鋼
Stainless Steel

外管 Receptacle

青銅鍍金
Brass with Gold Plated

最小中心距 Min.Center

3.97mm[0.1563]

最大行程 Full Stroke

6.60mm[0.2598]

行程全壓彈力(±20%)

Full Stroke Spring Force (±20%)

150g[5.29oz]

2/3行程彈力(±20%)

2/3 Stroke Spring Force (±20%)

100g[3.53oz]

額定電流 Current Rating

5A (安培)

接觸電阻 Contact Resistance

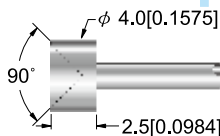
30 mΩ (毫歐姆)

建議鑽孔尺寸

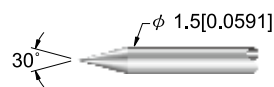
Recommended Hole Size

2.7mm-2.75mm
[0.1063]-[0.1083]

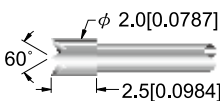
CSP-11A



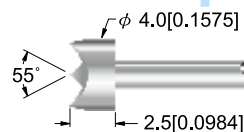
CSP-11B



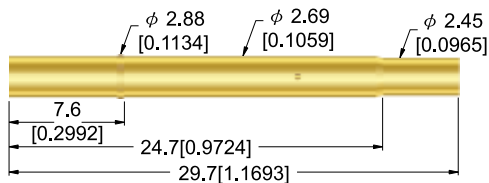
CSP-11F



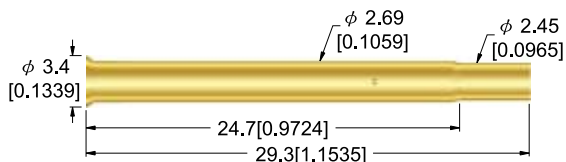
CSP-11H



CSP-11W1



CSP-11V1



● 規格變動不另行通知

Specification Subject to change without notice



UNIVERSAL PROBES

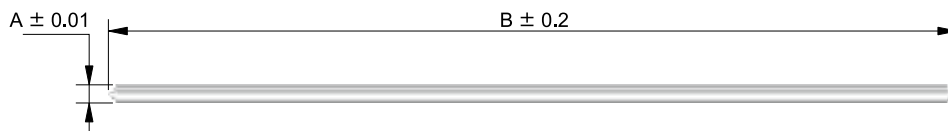
Dimensions In Millimeter[inch]

單位：公釐[英吋]

φ 0.25~1.3

萬用針

萬用針



規格表(Specifications)

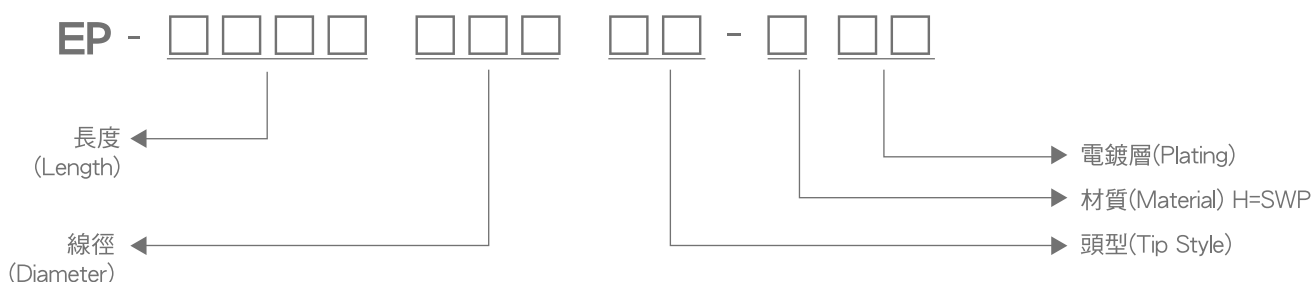
單位(Unit):mm

料號 (Part Number)	尺寸表(Dimensions) 單位(Unit) : mm		頭型 (Tip Style)	電鍍 (Plating)
	A	B		
EP-□□□□ 025□□ - H□□	φ 0.25	95.25 OR 36.00	CC OR EE OR RR OR GG	Ni = 07 OR Au = 05
EP-□□□□ 030□□ - H□□	φ 0.3			
EP-□□□□ 035□□ - H□□	φ 0.35			
EP-□□□□ 040□□ - H□□	φ 0.4			
EP-□□□□ 045□□ - H□□	φ 0.45			
EP-□□□□ 050□□ - H□□	φ 0.5			
EP-□□□□ 060□□ - H□□	φ 0.6			
EP-□□□□ 070□□ - H□□	φ 0.7			
EP-□□□□ 080□□ - H□□	φ 0.8			
EP-□□□□ 090□□ - H□□	φ 0.9			
EP-□□□□ 100□□ - H□□	φ 1.0			
EP-□□□□ 110□□ - H□□	φ 1.1			
EP-□□□□ 120□□ - H□□	φ 1.2			
EP-□□□□ 130□□ - H□□	φ 1.3			

兩端頭型(Tip Style)



產品下單方法(How to Order)



● 規格變動不另行通知
Specification Subject to change without notice

C.C.P CONTACT PROBES



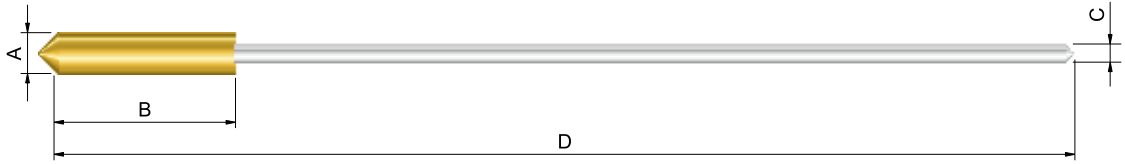
萬用針

UNIVERSAL PROBES

Dimensions In Millimeter

單位：公釐

φ 0.8



規格表(Specifications)

單位(Unit) : mm

料號 (Part Number)	尺寸表(Dimensions) 單位(Unit) : mm				軸套頭型 (Tip Style of Pin head)
	A	B	C	D	
E-□□□□ 08 □ 060	φ 0.8	8.00	φ 0.6	37.00	E OR D
E-□□□□ 10 □ 080	φ 1.0		φ 0.8	95.25 OR 37.00	
E-□□□□ 13 □ 080	φ 1.3				
E-□□□□ 15 □ 080	φ 1.5				
E-□□□□ 18 □ 080	φ 1.8				
E-□□□□ 25 □ 080	φ 2.5				
E-□□□□ 30 □ 080	φ 3.0				
E-□□□□ 35 □ 080	φ 3.5				
E-□□□□ 40 □ 080	φ 4.0				

兩端頭型(Tip Style)



材質(Materials)

軸套材質(Pin head)

Brass

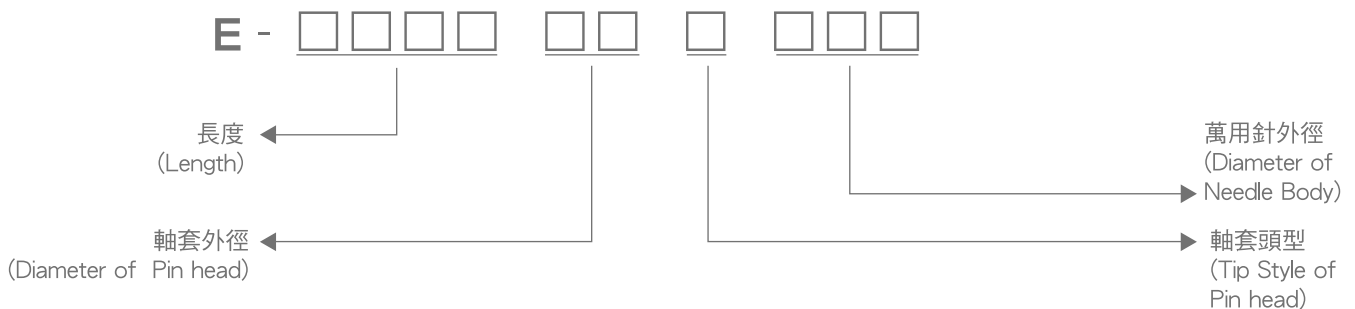
針軸材質(Needle Body)

SWP

針軸電鍍(Plating of Plunger)

Au or Ni

產品下單方法(How to Order)



● 規格變動不另行通知

Specification Subject to change without notice



Coaxial Probe

高頻同軸針

Dimensions In Millimeter

單位：公釐

F001G□□-CR□□SAP 規格(Specification)



F101F□□-CR□□SAP 規格(Specification)



單位(Unit) : A(mm) 、 B(cm)

規格一覽表(Specifications)

Signal : H爪類型 (H Style)



F001FH0-CR35SAP OR F101FH0-CR35SAP
F001FH0-CR60SAP OR F101FH0-CR60SAP

Signal : E爪類型 (E Style)



F001FE0-CR35SAP F101FE0-CR35SAP
F001FE1-CR35SAP OR F101FE1-CR35SAP
F001FE2-CR35SAP F101FE2-CR35SAP

Signal 規格		長度規格
規格	尺寸 A	尺寸 B
HO	φ 0.9mm	35 cm 60 cm
EO	φ 0.9mm	
E1	φ 1.6mm	
E2	φ 1.2mm	

(FXXXXXX-CR60SAP)

產品特性(Characteristics)

電器特性 (Electrical)

外導體最大電流：3A(安培)

(Ground Current Rating)

中心導體最大電流：3A(安培)

(Signal Current Rating)

匹配阻抗(Impedance) : 50 ± 10 Ω

頻寬(Band Width) : -0.3db @ 3G Hz

機械特性 (Mechanical)

Signal最大行程：2.65mm

(Signal Full Travel)

Signal行程彈力：60g ± 20%

(Signal Spring Force @ 2/3 Travel)

● 規格變動不另行通知

Specification Subject to change without notice

應用

計算機和光纖通訊、衛星通信、移動無線及各種廣播之類的大容量高速傳輸、寬頻資訊傳輸技術以及各種感測器和遙控感測器的測定技術等.....

Applications:

For the transmission of high volume、frequency and wide band information transmission technique applied in computer、optical fiber communication、satellite communication、mobile RF and the radio broadcast and the testing technique of various sensor and remote sensor.



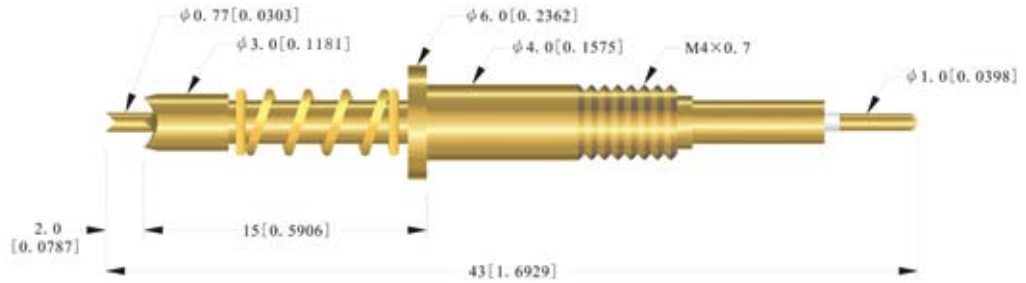
大電流同軸針

Hi Current Coaxial Probe

Dimensions In Millimeter[inch]

單位：公釐[英吋]

CS90046M1



電器特性(Electronic Spec)

最大電流 Max Countinuous Current	6A(安培)
Contact Sleeve	6A
中心導體 Max Countinuous Current	3A(安培)
Contact Plunger	3A

機械特性(Mechanical Data)

最大行程 Full Stroke	4.0mm
(外)行程 (Outter)Stroke	3.0mm
(內)行程 (Central)Stroke	2.0mm

鑽孔 Hole Size

最小中心間距 Recommended Min Center	7mm
鑽孔尺寸 Mounting Hole Size	4mm

(外)行程彈力 (Outter)Spring	500g±20%
(內)行程彈力 (Central)Spring	Force130g±20%

應用(Applications) :

- 電池活化測試
Battrey System Activated Element Test.
- 電池測試
Battery Contact Test.
- 電流、訊號傳遞測試
Capability of Electric Current Signal Transmission Test.

● 規格變動不另行通知

Specification Subject to change without notice



POGO PIN LIST

連接器

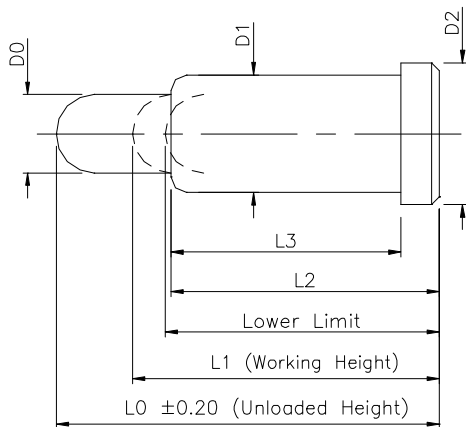
Dimensions In Millimeter

單位：公釐

Pogo Pin P/N	成品針總長 (Total Length) LO±0.20mm	工作高度 (Working Height) L1	彈力(g)±20% Spring Force	管長 (L2 Length) L2	管身長度 (L3 Length) L3	針軸 (Plunger) D0	管身外徑 (Tube Diameter) D1	底座外徑 (D2 Diameter) D2	Lower Limit
N001M1	8.00	7.00	100	6.20	5.20	1.00	1.50	2.20	6.50
N001M2	8.00	6.90	65	6.20	5.20	1.00	1.50	2.30	6.60
N002M0	9.00	7.80	100	6.30	1.60	1.00	1.50	1.90	6.90
N002M4	3.70	2.90	110	2.60	2.20	1.00	1.50	1.80	2.90
N002M5	3.40	2.60	110	2.50	2.10	1.00	1.50	1.80	2.60
N005M0	5.50	4.50	110	4.00	3.50	0.90	1.50	1.90	4.10
N005M1	5.40	4.40	110	3.90	3.40	0.90	1.50	1.90	4.00
N005M2	5.00	4.00	110	3.60	3.10	0.90	1.50	1.90	3.70
N005M4	5.80	4.80	110	4.00	3.50	1.00	1.50	1.90	4.70
N005M6	4.90	3.90	110	3.60	3.10	1.00	1.50	1.90	3.80
N005M7	5.10	4.10	110	3.60	3.10	1.00	1.50	1.90	4.00
N007M0	5.90	4.90	120	4.40	3.60	0.90	1.50	1.90	4.50
N010M2	5.20	4.40	80	4.00	3.20	0.90	1.60	1.90	4.00
N010M9	8.50	7.30	100	6.30	5.30	0.90	1.60	1.90	6.40
N011M0	9.30	8.30	100	6.30	5.30	1.00	1.60	1.90	7.50
N020M1	7.00	6.00	50	4.50	4.10	1.00	1.50	1.80	5.80
N027M0	9.30	8.30	110	7.50	7.00	1.00	1.50	1.80	8.20
N027M3	9.30	8.30	110	7.50	6.70	1.00	1.50	2.50	7.90
N028M0	15.00	14.00	100	13.20	12.70	1.00	1.50	1.80	13.80
N036M0	7.60	6.60	110	6.10	5.30	1.00	1.50	1.80	6.50
N041M0	7.20	6.20	110	5.40	4.60	1.00	1.50	1.80	5.90
N042M0	6.70	5.50	110	5.00	4.00	0.90	1.50	2.00	5.10
N042M3	6.50	5.50	110	5.00	4.50	1.00	1.50	1.80	5.40
N044M0	6.00	4.80	120	4.50	4.00	1.00	1.50	1.90	4.90
N096M0	6.20	5.50	110	4.00	3.50	0.90	1.50	1.90	5.00
N103M5	4.20	3.40	120	2.90	2.50	1.00	1.50	1.80	3.30
N103M6	4.50	3.70	120	2.90	2.50	1.00	1.50	1.80	3.60
N103M7	4.00	3.20	110	2.90	2.50	1.00	1.50	1.80	3.00

Pogo Pin Figure 圖示

單位(unit) : mm



NOTES:

- Material
Plunger : Brass
Barrel : Brass
Spring : SUS304
- Plating
Contact Surface : 10 μ" minimum Au
- Electrical
Rated Current & Voltage : DC 12 V ; 1 A
Contact Resistance : 50 mΩ maximum at Working Height(Quiescence)

● 規格變動不另行通知

Specification Subject to change without notice



連接器

HOUSING LIST

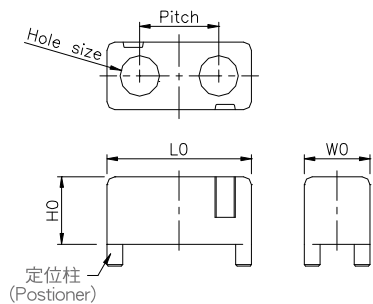
Dimensions In Millimeter

單位：公釐

Housing P/N	Pin	Pitch	孔徑 Hole size	長(Length) LO	寬(Width) WO	高(Height) HO	定位柱 (Positioner)
01A000-HO	1	0.00	1.50	4.10	2.50	2.30	YES
02A250-HO	2	2.50	1.50	5.40	2.50	3.00	NO
02A260-HO	2	2.60	1.50	5.40	2.50	2.10	YES
02A300-HO	2	3.00	1.60	6.00	6.46	5.20	YES
02A350-HO	2	3.50	1.50	7.60	2.50	2.35	YES
02A370-HO	2	3.70	1.60	8.40	2.90	5.30	YES
02A400-HO	2	4.00	1.50	7.40	2.50	3.30	NO
02A500-HO	2	5.00	1.50	8.60	2.50	1.60	YES
02A508-HO	2	5.08	1.50	7.60	2.50	2.95	NO
02A650-HO	2	6.50	1.50	9.20	2.50	2.50	NO
02C350-HO	2	3.50	1.50	7.60	2.50	2.35	NO
02D350-HO	2	3.50	1.50	6.80	3.40	1.50	NO
02F300-HO	2	3.00	1.50	5.10	2.50	2.00	NO
02G350-HO	2	3.50	1.50	6.20	2.50	2.30	NO
02H350-HO	2	3.50	1.50	6.20	2.50	2.00	NO
02I350-HO	2	3.50	1.50	8.00	2.50	7.00	YES
03A215-HO	3	2.15	1.50	7.40	2.80	1.90	YES
03A250-HO	3	2.50	1.50	8.60	2.50	1.60	YES
03A300-HO	3	3.00	1.50	10.10	2.50	2.10	YES
03A350-HO	3	3.50	1.50	11.10	2.50	2.80	YES
03B250-HO	3	2.50	1.50	7.60	2.50	4.40	NO
03B300-HO	3	3.00	1.50	10.10	2.50	1.50	YES
03C250-HO	3	2.50	1.50	8.60	2.50	2.50	NO
03D250-HO	3	2.50	1.50	8.60	2.50	3.00	YES
03E250-HO	3	2.50	1.50	7.60	2.50	1.80	NO
03F250-HO	3	2.50	1.50	8.60	2.50	1.60	NO
03G250-HO	3	2.50	1.50	7.60	2.50	1.60	NO
04A215-HO	4	2.15	1.50	9.80	2.50	1.60	YES
04A250-HO	4	2.50	1.50	11.00	2.50	2.45	YES
04B215-HO	4	2.15	1.50	9.80	2.80	1.90	YES
04B220-HO	4	2.20	1.50	11.00	3.20	5.10	YES
04B250-HO	4	2.50	1.50	10.10	2.50	2.50	NO
05A250-HO	5	3.00X2.50	1.50	15.00	3.00	1.20	YES
05A280-HO	5	2.80	1.50	15.40	3.00	3.00	YES
05B250-HO	5	2.50X2.00	1.50	8.00	4.50	2.00	NO
05C250-HO	5	2.50X2.00	1.50	8.00	4.50	2.50	NO
05C254-HO	5	2.54X2.00	1.50	8.00	4.50	3.00	NO

Housing Figure圖示

單位(unit) : mm



- . MATERIALS :
- . INSULATOR : PA9T、LCP(UL94V-0)
- . COLOR : BLACK

● 規格變動不另行通知 Specification Subject to change without notice



WIRE PROBE

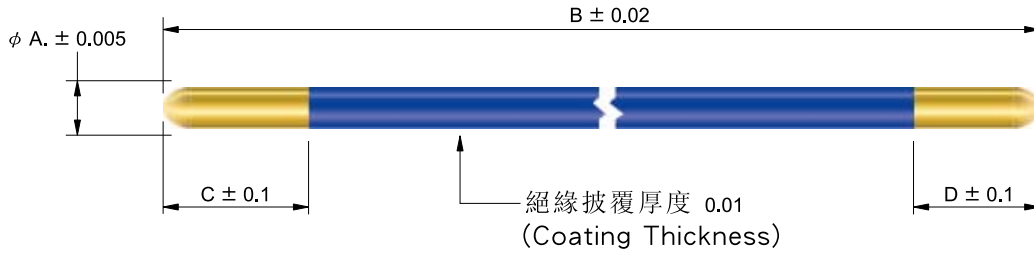
Wire Probe

Dimensions In Millimeter

單位：公釐

ϕ 0.05~0.11

● 規格變動不另行通知 Specification Subject to change without notice



規格表(Specifications)

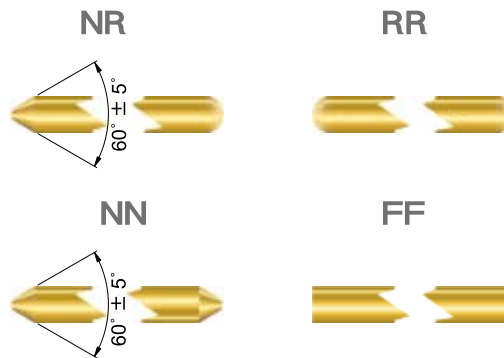
單位(Unit) : mm

料號 (Part Number)	最小間距 (Pitch) 單位(Unit):mm	絕緣披覆顏色 (Coating Color)	尺寸表(Dimensions) 單位(Unit) : mm				彈力(g) Spring Force 行程Travel:0.6mm	電阻值 Contact Resistance (Ω)
			A	B	C	D		
SSP-G□050□□-2032	0.08	紅(Red)	0.05	20	3.0	2.0	3.0	<1.0
SSP-G□050□□-2022	0.08	紅(Red)	0.05	20	2.4	2.4	3.0	<1.0
SSP-G□070□□-4032	0.10	藍(Blue)	0.07	40	3.0	2.0	3.5	<1.0
SSP-G□070□□-3032	0.10	藍(Blue)	0.07	30	3.0	2.0	4.0	<0.8
SSP-G□070□□-3022	0.10	藍(Blue)	0.07	30	2.4	2.4	4.0	<0.8
SSP-G□090□□-3032	0.15	綠(Green)	0.09	30	3.0	2.0	9.5	<0.7
SSP-G□090□□-3022	0.15	綠(Green)	0.09	30	2.4	2.4	9.5	<0.7
SSP-G□110□□-3032	0.30	紫(Purple)	0.11	30	3.0	2.0	15.5	<0.6
SSP-G□110□□-3022	0.30	紫(Purple)	0.11	30	2.4	2.4	15.5	<0.6

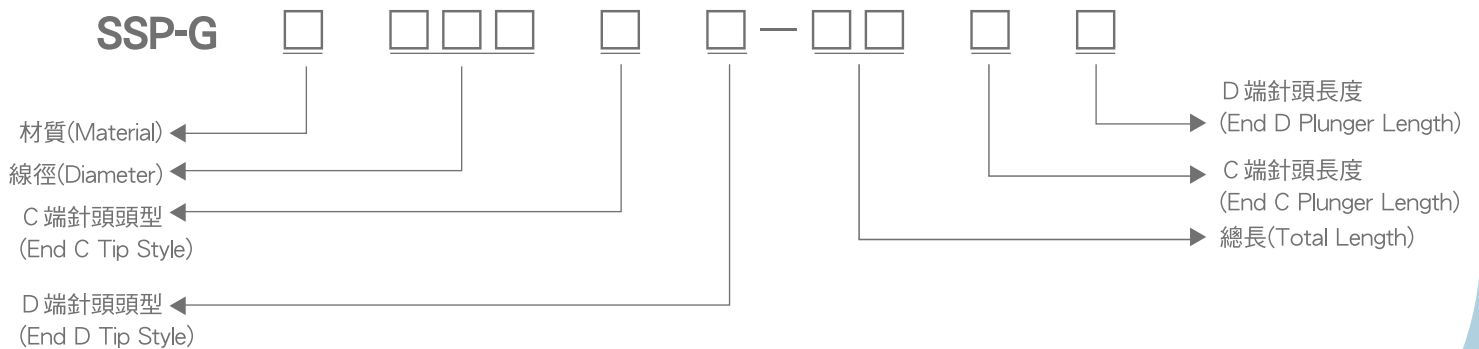
材料物理特性(Characteristics)

材質(Material)	W (鎢)
硬度(Hardness)	700 MHv
電鍍(Plating)	AuCo
絕緣披覆(Coating)	Acryl Melamine
絕緣披覆耐壓(Dielectric Strength)	DC400V
壽命(Life)	1,000,000次
耐電流(Current Rating)	0.5A

兩端頭型(Tip Style)



產品下單方法(How to Order)



(Wire Probe)

C.C.P CONTACT PROBES



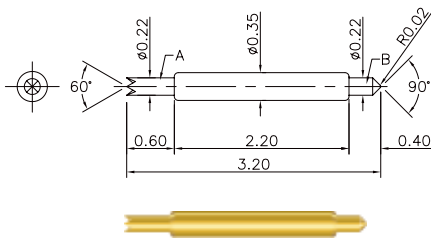
雙頭針

DOUBLE ENDED PROBE

Dimensions In Millimeter

單位：mm[公釐]

DE1-035BF22-01



NOTES :

1. Material

- .Plunger A : BeCu Au Plated
- .Barrel : PhBz Au Plated
- .Spring : SWP Au Plated
- .Plunger B : BeCu Au Plated

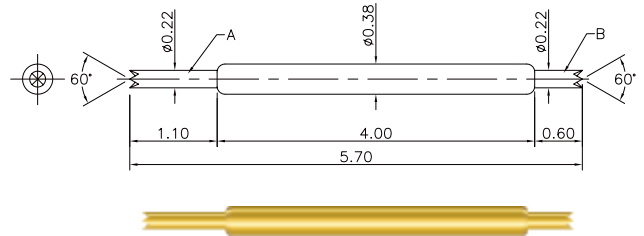
2. Mechanical

- .Full Stroke : 0.5mm
- .Spring Force : 25 g \pm 20% at 0.45mm Stroke
- .Durability : 10,000 cycles

3. Electrical

- .Current Rating : 0.5A Continuous.
- .Probe Resistance : < 50 m Ω

DE1-038FF40-01



NOTES :

1. Material

- .Plunger A : BeCu Au Plated
- .Barrel : PhBz Au Plated
- .Spring : SWP Au Plated
- .Plunger B : BeCu Au Plated

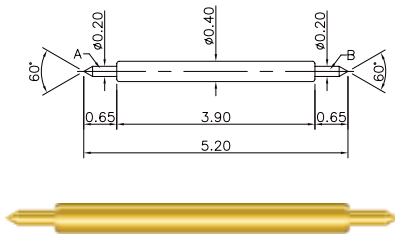
2. Mechanical

- .Full Stroke : 0.80mm
- .Spring Force : 25 g \pm 20% at 0.45mm Stroke
- .Durability : 100,000 cycles

3. Electrical

- .Current Rating : 0.5A Continuous.
- .Probe Resistance : < 50 m Ω

DE1-040BB39-01



NOTES :

1. Material

- .Plunger A : BeCu Au Plated
- .Barrel : PhBz Au Plated
- .Spring : SWP Au Plated
- .Plunger B : BeCu Au Plated

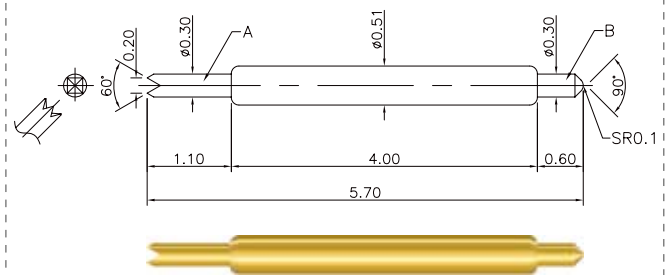
2. Mechanical

- .Full Stroke : 1.30mm
- .Spring Force : 25 g \pm 20% at 0.65mm Stroke
- .Durability : 100,000 cycles

3. Electrical

- .Current Rating : 1.0A Continuous.
- .Probe Resistance : < 50 m Ω

DE1-051BF40-01



NOTES :

1. Material

- .Plunger A : BeCu Au Plated
- .Barrel : PhBz Au Plated
- .Spring : SWP Au Plated
- .Plunger B : BeCu Au Plated

2. Mechanical

- .Full Stroke : 0.80mm
- .Spring Force : 25 g \pm 20% at 0.65mm Stroke
- .Durability : 100,000 cycles

3. Electrical

- .Current Rating : 1.0A Continuous.
- .Probe Resistance : < 50 m Ω

● 規格變動不另行通知

Specification Subject to change without notice



DOUBLE ENDED PROBE

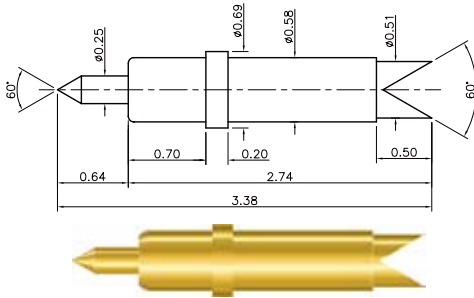
雙頭針

Dimensions In Millimeter

單位：mm[公釐]

雙頭針

DE4-058BF27-01



NOTES :

1. Material

- .Plunger A : SK4 Au Plated
- .Barrel : BeCu Au Plated
- .Spring : SWP Au Plated

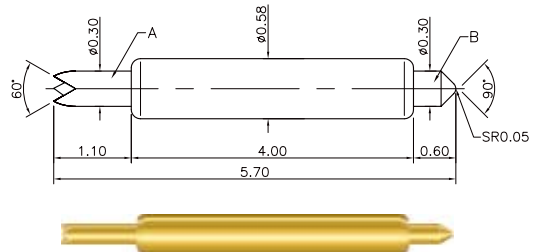
2. Mechanical

- .Full Stroke : 0.50mm
- .Spring Force : 35 g±20% at 0.40mm Stroke
- .Durability : 100,000 cycles (minimum)

3. Electrical

- .Current Rating : 0.5A Continuous.
- .Probe Resistance : < 50 mΩ

DE1-058BF40-01



NOTES :

1. Material

- .Plunger A : BeCu Au Plated
- .Barrel : PhBz Au Plated
- .Spring : SWP Au Plated
- .Plunger B : BeCu Au Plated

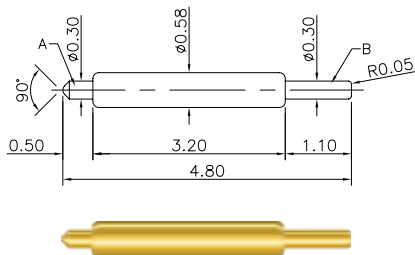
2. Mechanical

- .Full Stroke : 1.10mm
- .Spring Force : 28 g±6gf at 0.80mm Stroke
- .Durability : 100,000 cycles

3. Electrical

- .Current Rating : 0.5A Continuous.
- .Probe Resistance : < 50 mΩ

DE1-058EG32-01



NOTES

1. Material :

- .Plunger A : BeCu Au Plated
- .Barrel : PhBz Au Plated
- .Spring : SWP Au Plated
- .Plunger B : BeCu Au Plated

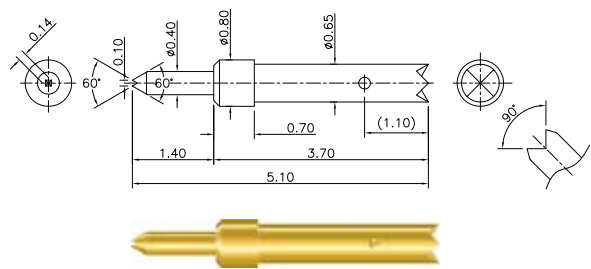
2. Mechanical

- .Full Stroke : 0.70mm
- .Spring Force : 35 g±20% at 0.55mm Stroke
- .Durability : 100,000 cycles

3. Electrical

- .Current Rating : 1.0A Continuous.
- .Probe Resistance : < 50 mΩ

DE4-065FF37-01



NOTES :

1. Material

- .Plunger A : BeCu Au Plated
- .Barrel : BeCu Au Plated
- .Spring : SWP Au Plated

2. Mechanical

- .Full Stroke : 1.00mm
- .Spring Force : 30 g±20% at 0.65mm Stroke
- .Durability : 10,000 cycles (minimum)

3. Electrical

- .Current Rating : 0.5A Continuous.
- .Probe Resistance : < 50 mΩ

● 規格變動不另行通知

Specification Subject to change without notice

C.P. CONTACT PROBES



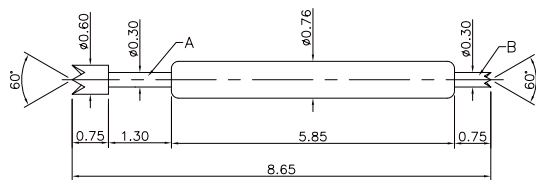
雙頭針

DOUBLE ENDED PROBE

Dimensions In Millimeter

單位：mm[公釐]

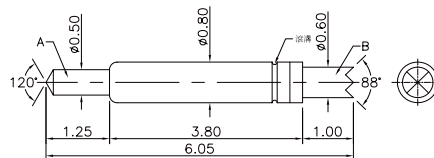
DE1-076FF58-01



NOTES :

1. Material
 - .Plunger A : BeCu Au Plated
 - .Barrel : PhBz Au Plated
 - .Spring : SWP Au Plated
 - .Plunger B : BeCu Au Plated
2. Mechanical
 - .Full Stroke : 2.00mm
 - .Spring Force : 28 g±20% at 1.00mm Stroke
 - .Durability : 100,000 cycles
3. Electrical
 - .Current Rating : 1.0A Continuous.
 - .Probe Resistance : < 50 mΩ

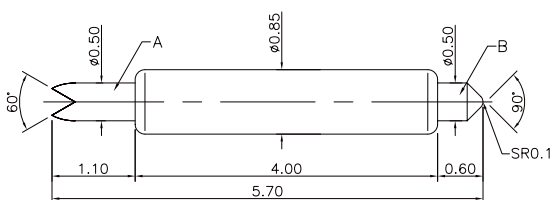
DE4-080EF48-01



NOTES :

1. Material
 - .Plunger A : BeCu Au Plated
 - .Barrel : PhBz Au Plated
 - .Spring : SWP Au Plated
 - .Plunger B : BeCu Au Plated
2. Mechanical
 - .Full Stroke : 1.20mm
 - .Spring Force : 35 g±20% at 1.00mm Stroke
 - .Durability : 100,000 cycles
3. Electrical
 - .Current Rating : 1.0A Continuous.
 - .Probe Resistance : < 50 mΩ

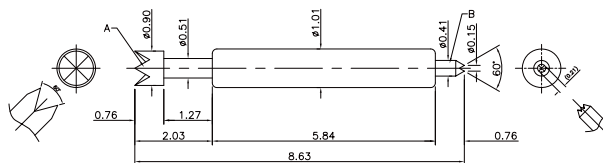
DE1-085BF40-01



NOTES :

1. Material
 - .Plunger A : BeCu Au Plated
 - .Barrel : PhBz Au Plated
 - .Spring : SWP Au Plated
 - .Plunger B : BeCu Au Plated
2. Mechanical
 - .Full Stroke : 0.80mm
 - .Spring Force : 25 g±20% at 0.65mm Stroke
 - .Durability : 100,000 cycles
3. Electrical
 - .Current Rating : 1.0A Continuous.
 - .Probe Resistance : < 50 mΩ

DE1-101FF58-01



NOTES :

1. Material
 - .Plunger A : BeCu Au Plated
 - .Barrel : PhBz Au Plated
 - .Spring : SWP Au Plated
 - .Plunger B : BeCu Au Plated
2. Mechanical
 - .Full Stroke : 1.50mm
 - .Spring Force : 50 g±20% at 1.50mm Stroke
 - .Durability : 100,000 cycles
3. Electrical
 - .Current Rating : 1.0A Continuous.
 - .Probe Resistance : < 50 mΩ

● 規格變動不另行通知

Specification Subject to change without notice

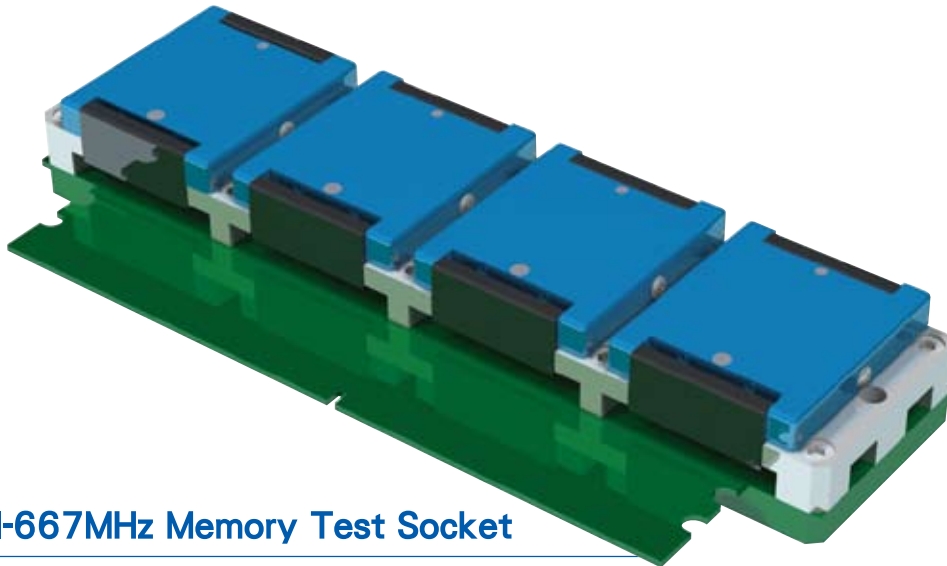


IC TEST SOCKET

IC TEST SOCKET

Dimensions In Millimeter

單位：mm[公釐]



DDR II-667MHz Memory Test Socket

專利申請號碼：094102657

Socket Material

- .PEEK
- .Dielectric Strength: 580Volts/mil
- .Volume Resistivity: 2.0×10^{17} ohm-cm
- .Dielectric Constant: 3.4 @ 10^6 Hz
- .Continuous Service Temperature (max.) 250°C

{DE1-058BF40-01}

Pogo Pin

Material

- .Plunger: BeCu / Au Plated
- .Barrel: PhBz / Au Plated
- .Spring: SWP / Au Plated

Mechanical

- .Full Stroke: 1.10mm
- .Spring Force: 28g @ 0.80mm Stroke
- .Life Time: 100,000 Cycles

Electrical

- .Current Rating: 0.5A Continuous
- .Probe Resistance: <50mohm





IC TEST SOCKET


IC TEST SOCKET

Dimensions In Millimeter

單位：mm[公釐]

適用封裝形式 BGA , LGA , QFN , CSP(micro BGA)(Package Type)

適用封裝間距 1.27~0.50mm (Package Pitch)



Pogo Pin Material

- .Plunger: BeCu / Au Plated
- .Barrel: PhBz / Au Plated
- .Spring: SWP / Au Plated
- .Life Time: 100,000 Cycles
- .Probe Resistance: <50mohm

Socket Material

- .Torlon, PEEK
- .Dielectric Strength: 580Volts/mil
- .Volume Resistivity: 2.0×10^{17} ohm-cm
- .Dielectric Constant: 3.4 @ 10^6 Hz
- .Continuous Service Temperature (max.) 250°C

● 規格變動不另行通知


Specification Subject to change without notice




Peripherals of Fixture

治具與針盤配件

● 規格變動不另行通知 Specification Subject to change without notice




◀ IC SOCKET 模組
IC Test Socket



◀ 四角 PIN 轉接座
Wire Wrapping Post Set




◀ LCD 測試治具
LCD Testing Fixture



◀ 手機測試治具
Mobile Phone Testing Fixture



◀ GPS 測試治具
GPS Testing Fixture



◀ RF 模組測試治具
RF Module Testing Fixture




◀ RF IC 模組測試治具
RF IC Module Testing Fixture




◀ 連接器測試治具
Connector Testing Fixture



◀ 曲柄式治具
Cam Type Testing Fixture



◀ 齒輪式測試治具
Gear Type Testing Fixture



◀ 氣動式測試治具
Air Pressure Type Testing Fixture



◀ 鋰電池測試機
Li Battery Testing Fixture



治具與針盤配件

Peripherals of Fixture

● 規格變動不另行通知 Specification Subject to change without notice



◀ CCPC-34-SGT



◀ CCPC-34-WNT



◀ CCPC-64-SGT



◀ CCPC-64-WNT



◀ CCPE-HC




◀ CCPE-MS



◀ CCPG-21



◀ CCPJ-C1
規格：16m/m



◀ CCPJ-C2
規格：30.2m/m



◀ CCPJ-C3
規格：41.4m/m



◀ CCPJ-C4
規格：60.4m/m



◀ CCPJ-F1



◀ CCPJ-P1



◀ CCPJ-P2



治具與針盤配件

● 規格變動不另行通知 Specification Subject to change without notice



◀ CCPJ-S1



◀ CCPJ-S8



◀ CCPJ-S2



◀ CCPS-L2



◀ CCPJ-S3



◀ CCPS-L3




◀ CCPJ-S4



◀ CCPT-3907



◀ CCPJ-S5



◀ CCPW-J10



◀ CCPJ-S6



◀ CCPW-T1000



◀ CCPJ-S7



THE WORLDWIDE NETWORK

中國探針股份有限公司-台北總公司
C.C.P. Contact Probes Co., Ltd.
220新北市板橋區和平路24巷8號5樓
5F., No. 8, Lane 24, HoPing Road,
Panchiao District, New Taipei
City, Taiwan 220
Tel : +886-2-29612525
Fax : +886-2-29610355 +886-2-
29548018

中國探針股份有限公司-高雄辦事處
C.C.P. Contact Probes Co., Ltd.
(Kaohsiung Office)
811高雄市楠梓區秀群路531號
No.531, Shiou-Chiun Road, NanZi
District, Kaohsiung City, Taiwan
811
Tel : +886-7-3601161
Fax : +886-7-3631470

中國國際(香港)有限公司
C.C.P. International (H.K.), Ltd.
香港九龍官塘鴻圖31號鴻貿中心12
樓1201室
Unit1, 12F, No31 HungTo Road,
Billion Trade Center Kwun Tong,
Kowloon, HongKong
Tel: +86-852-23014671
Fax : +86-852-23126657

東莞中探探針有限公司-中國虎門
工廠
Dong Guan C.C.P. Contact
Probes Co., Ltd.
東莞市虎門鎮南面大道10號
No.10, Nan Main Avenue,
Humen Town, DongGuan,
Guangdong, China
Tel: +86-769-85151668

東莞中探探針有限公司-深圳辦事處
Dong Guan C.C.P. Contact
Probes Co., Ltd.(Shenzhen
Branch)
深圳市福田區益田路新世界中心
710室
RM 710,New World Center,the
west of Civic Center,Yi Tian Road ,
Futian District,Shenzhen
Tel: +86-755-82794229

東莞中探探針有限公司-上海分公司
Dong Guan C.C.P. Contact
Probes Co., Ltd.
上海市徐匯區徐虹北路22弄2號樓
202室
Room 202, Building 2, Lane 22,
Xu Hong Bei Road,Xu Hui
District, Shanghai,200030, China
Tel: +86-021-58875702
Fax : +86-021-58875781

東莞中探探針有限公司-昆山分公司
Dong Guan C.C.P. Contact
Probes Co., Ltd.(Kunshan
Branch)
江蘇省昆山市朝陽西路168號新百商
務會館502室
Room502, HsinBai Business
Center, Chaoyangshi Road,
Kunshan City, Jiangsu Province,
China
Tel: +86-512-57378981
Fax : +86-512-57378980

東莞中探探針有限公司-北京分公司
Dong Guan C.C.P. Contact
Probes Co., Ltd.(Beijing Branch)
北京市朝陽區東三環南路58號 富頓
中心 A座1215室
Room1215, Building A, FuTon
Business Center, No. 58,Third Ring
Road, ChaoYang District, Beijing
City, China
Tel: +86-010-58674948
Fax : +86-769-58674946